




350 RIVERSIDE CRESCENT



## SPEARHEADING THE SOBHA WAY

Sobha Realty redefines the concept of luxury residential living with a repertoire of real estate projects across Dubai. With razor-sharp focus on quality and innovation, it has created a plethora of iconic spaces such as extravagant palaces, ornate mosques, cutting edge campuses and ultra-luxurious communities with grand villas and apartments. Pioneering the 'Backward Integration' model in real estate, Sobha Realty employs in-house mastery to create a unique offering of fine living that extends beyond the customer's expectations.





BACKWARD INTEGRATION  
FORWARD THINKING

DESIGN

Efficiently conceptualized.

ENGINEERING & CONTRACTING

Minutely scrutinized to precision.

MATERIAL SOURCING

Usage of world-class technology  
for manufacturing.

CRAFTSMANSHIP

Impeccable attention to detail from  
conceptualization to delivery

QUALITY CONTROL

Setting a new benchmark globally.

# Art of the detail

A R T O F T H E D E T A I L  
R T O F T H E D E T A I L A  
T O F T H E D E T A I L A R  
O F T H E D E T A I L A R T  
F T H E D E T A I L A R T O  
T H E D E T A I L A R T O F  
H E D E T A I L A R T O F T  
E D E T A I L A R T O F T H  
D E T A I L A R T O F T H E  
E T A I L A R T O F T H E D  
T A I L A R T O F T H E D E  
A I L A R T O F T H E D E T  
I L A R T O F T H E D E T A  
L A R T O F T H E D E T A I  
A R T O F T H E D E T A I L



**WE NOTICE THE  
SMALLEST DETAILS.**

*So you wont have to*

*Live*  
LIVE  
*Connected.*  
CONNECTED.  
*Live*  
LIVE  
*Central.*  
CENTRAL.



SOBHA HARTLAND II

# EMBRACE CONNECTION, EMBRACE *your* CENTER

A vibrant hub where community thrives in harmony,  
at Sobha Hartland II experience life at its fullest.



Sobha Hartland II, a contemporary sanctuary, is centrally located and seamlessly connected to the heart of Dubai, with convenient access to city's major landmarks.

Each moment offers unparalleled convenience and modern elegance, where the true essence lies in a lifestyle that embraces connection and centrality.



## ESSENCE *of* CONNECTED LIVING

Immerse yourself in the dynamic life of Sobha Hartland II, Dubai's most premium master community with effortless access to Downtown Dubai.

Here, each day unfolds with limitless opportunities, featuring diverse residential options and a wealth of lifestyle amenities, all crafted to elevate your living experience in a truly connected environment.



## SOBHA HARTLAND II

AN EXCLUSIVE RETREAT,  
CRAFTED JUST FOR YOU

Sobha Hartland II, Dubai's most premium master community, sprawling across 8 million sq ft, is a perfect blend of urban convenience and community spirit.

With an international school, office spaces, world-class mall, clubhouses and a range of retail options, this community keeps everything you need within reach.





YOUR SANCTUARY *of*  
COMFORT

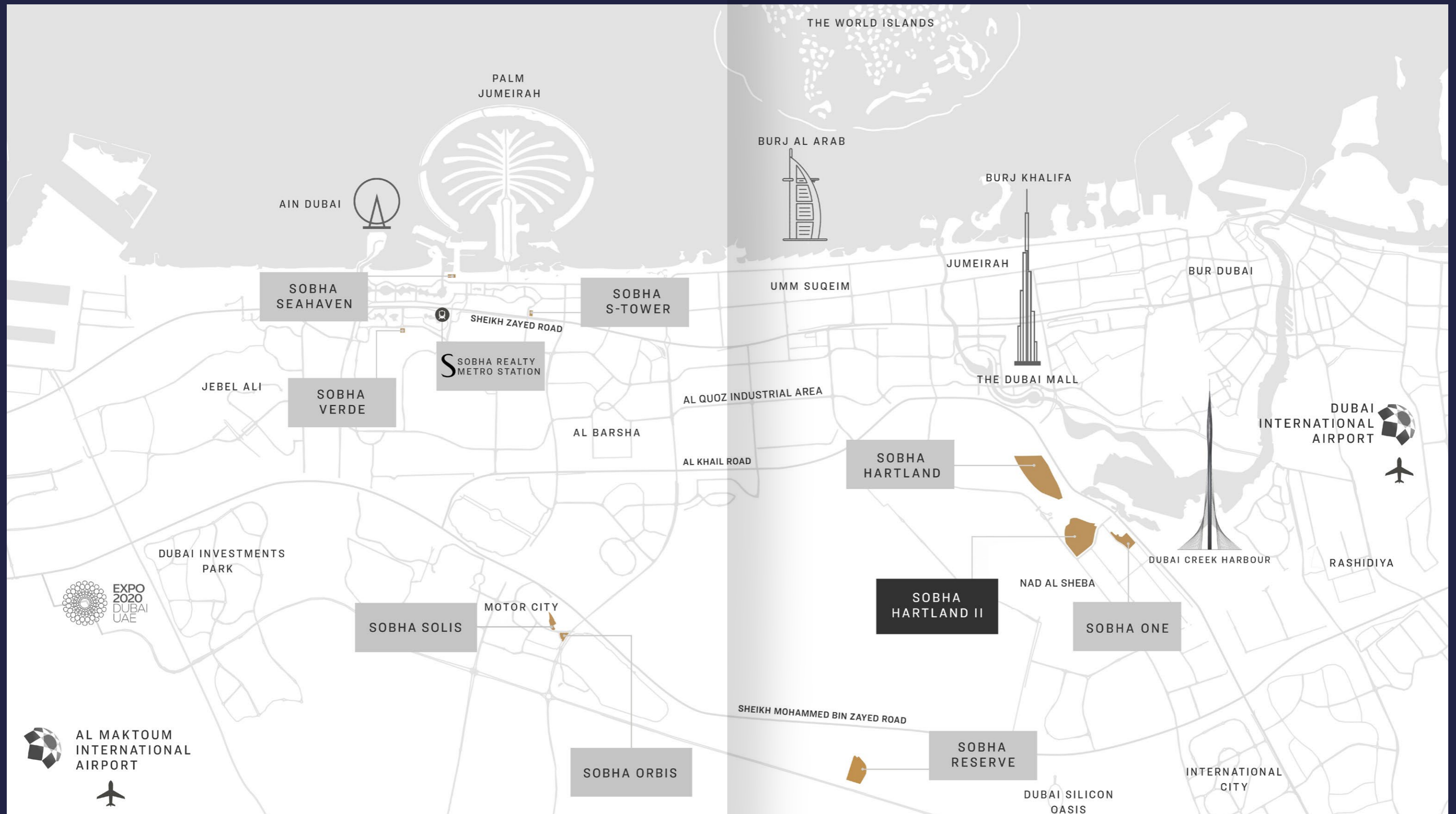
Embrace a unique lifestyle enriched by a sense of belonging.

Sobha Hartland II provides a perfect balance of elegance and leisure, featuring stunning residences, exquisite villas, and luxurious mansions, all set in breathtaking surroundings.

Enjoy a life that seamlessly integrates comfort, style, and community.

# A PLACE

*beyond* COMPARE



# A CENTRAL OASIS

Discover the ideal combination of serene privacy and dynamic connectivity at Sobha Hartland II, where you can enjoy a serene lifestyle while staying seamlessly connected to the vibrant pulse of Downtown Dubai.



# THE BEST OF CITY,

*all within* MINUTES

Step into the heart of Dubai, where your home is connected to everything the city offers.

The convenience of access creates a plethora of opportunities, facilitating fast commutes and unplanned excursions, ensuring that Sobha Hartland II keeps you seamlessly linked to the best of Dubai.



RAS AL KHOR  
WILDLIFE SANCTUARY  
05 MINUTES



MEYDAN  
RACE COURSE  
10 MINUTES



SOBHA HARTLAND &  
2 INTERNATIONAL SCHOOLS  
10 MINUTES



DOWNTOWN DUBAI  
10 MINUTES



DUBAI INTERNATIONAL  
AIRPORT  
12 MINUTES



BUSINESS BAY  
12 MINUTES



BURJ KHALIFA &  
THE DUBAI MALL  
15 MINUTES



DUBAI OPERA  
15 MINUTES



DUBAI FRAME  
15 MINUTES



PALM JUMEIRAH  
25 MINUTES



INTRODUCING

350 RIVERSIDE  RESCENT

AT  
SOBHA HARTLAND II

# LUXURY LIVING

*Takes* A NEW CURVE

Designed like a tapered crescent, Riverside Crescent consists of six towers within Sobha Hartland II, embodying a fresh approach to upscale living in a vibrant community.



# ENDLESS PANORAMIC VIEWS

With sweeping views of Dubai skyline, lush surroundings, and the Meydan Racecourse, these apartments offer an exceptional lifestyle worth experiencing.



# SAVOR, INDULGE, AND CHERISH

After a day filled with adventure, relax in sophistication with exceptional dining experiences, ranging from fine restaurants to a vibrant plaza. Whether you desire a refined meal or a swift snack, the variety of options guarantees something for every taste.



# AN ABODE *for* EVERY DESIRE

Start your day with a casual stroll through inspiring surrounds. Discover pristine beaches. Savor views of vibrant Dubai and sprawling greenery from your exclusive Sky Gardens haven. End your day as the golden setting sun soothes your senses. Together, these features create a dynamic environment that enriches the lives of all who call Sobha Hartland II home.



MEMORIES *in*  
EVERY MOMENT

Wander through beautifully landscaped parks, where your children can explore lush gardens and play in safe, open spaces, creating cherished moments together.

At Sobha Hartland II, with over 70 amenities—including more than 20 waterfront features and expansive clubhouses—every day offers new opportunities for fun and connection. These experiences become treasured memories, woven into the fabric of your family's life.





A HAVEN *for your*  
MIND AND SOUL



## FIND YOUR HAPPY PLACE

Unwind in the fun and frolic of the weekend fiestas with your loved ones.



# INVIGORATE YOUR SOUL

At Sobha Hartland II, amenities become necessities.

The amenities are designed to cater to your every need and desire and nourish you with a holistic living experience.



# WHERE ASPIRATIONS COME TRUE

Indulge with convenient access to an exquisite array of amenities designed to satisfy your every aspiration.

## COMMUNITY AMENITIES

- Retail with F&B
- Central plaza
- Multi purpose space-market, Food truck, Kiosk
- Sensory garden
- Zen garden
- Open air theatre
- Lawn with seating
- Water body
- Water sports
- Wave pool
- Paddleboarding & Pedal kayak
- Floating water obstacle course
- Water walking ball
- Outdoor gym
- Battle ropes
- Jumping blocks
- Tyre flipping
- Obstacle course
- Skate park
- Walking + Jogging track
- Cycle path
- Kids’ play area
- Outdoor chess
- Cricket practice pitch
- Tennis + Volleyball + Padel
- Pet park with obstacle course
- Pet washing station & Salon



## CLUBHOUSE

- Co-working Spaces
- Indoor Pool with Temperature Control
- Spa and Massage rooms
- Table Tennis
- Pickball/Paddle Tennis
- Foosball
- Rock Climbing
- Disc Hockey
- Golf Simulators
- Multipurpose Court
- Squash Court
- VR Room
- 50m Olympic Pool
- Tennis Court



# OPULENCE JUST STEPS AWAY

For those seeking joy through fitness, the excitement of learning a new sport, or a moment of peaceful reflection, Riverside Crescent at Sobha Hartland II is the ideal sanctuary to fulfil all your desires.

## TOWER AMENITIES

- Yoga Zone
- Indoor Gym
- Multipurpose hall with outdoor space
- Observation deck + Vending machines
- Kid's playroom
- Library
- Art & Music Room
- Indoor movie theatre

## PODIUM AMENITIES

- Outdoor gym & Yoga Zone
- Outdoor kids' play area
- Barbeque Area
- Leisure pool with infinity edge
- Toddler pool
- Wet Bed Deck & Jacuzzi
- Sun Loungers, Day Bed + Cabana
- Sensory Garden



## EXCEPTIONAL AS EXPECTED

Elegant-style abodes expertly crafted to create a sense of relaxed wellbeing amid lavish surrounds for everlasting luxury.



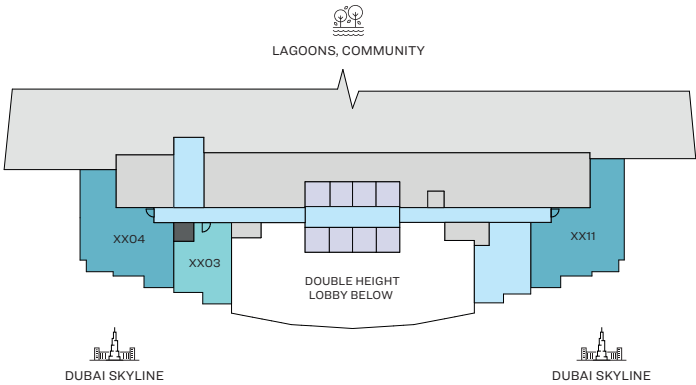
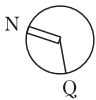




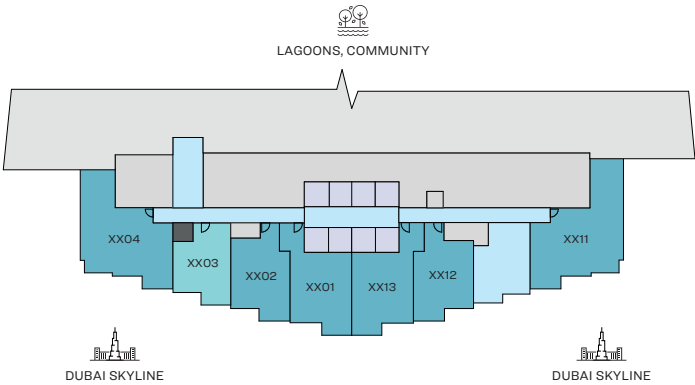
FLOOR AND UNIT PLAN  
LAYOUTS

350 RIVERSIDE CRESCENT

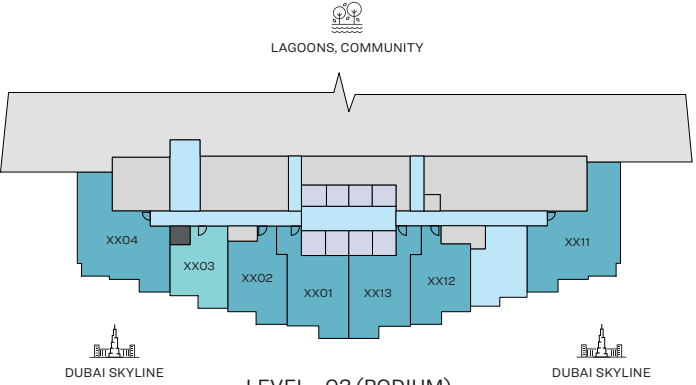
# FLOOR PLAN LAYOUT



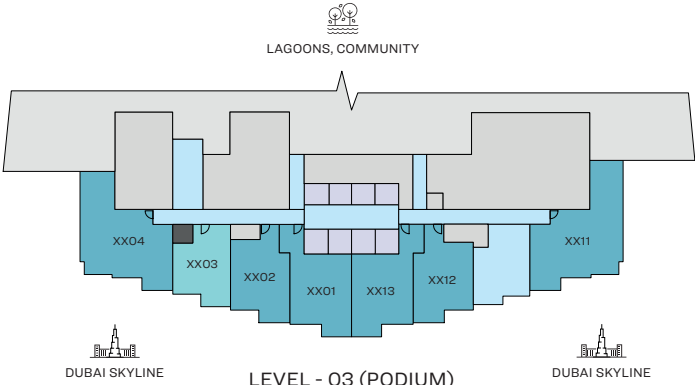
UPPER GROUND FLOOR



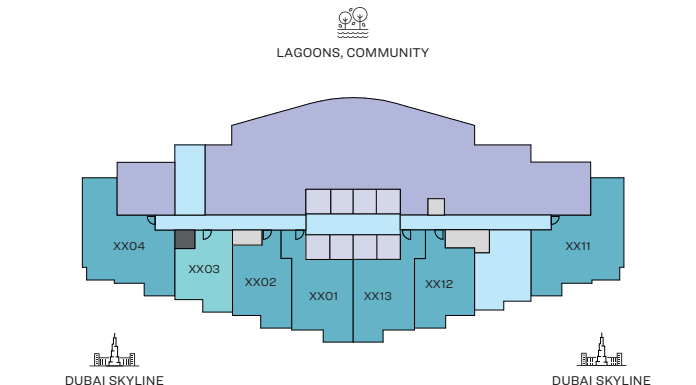
LEVEL-01 (PODIUM)



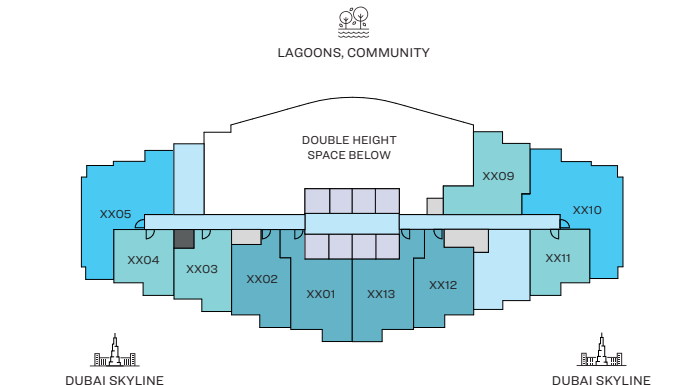
LEVEL - 02 (PODIUM)



LEVEL - 03 (PODIUM)



LEVEL - 04



LEVEL - 05

- 1 BED UNIT

2 BED UNIT

CIRCULATION

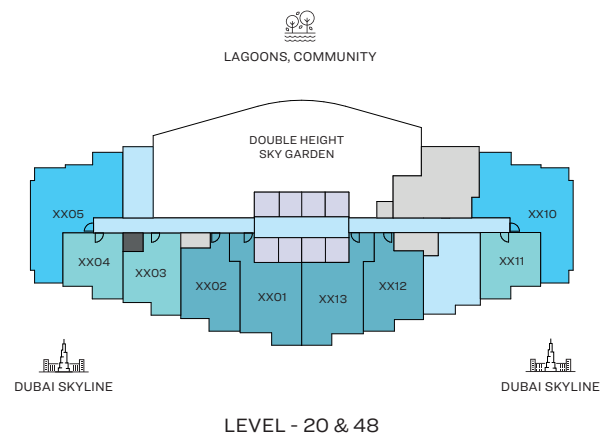
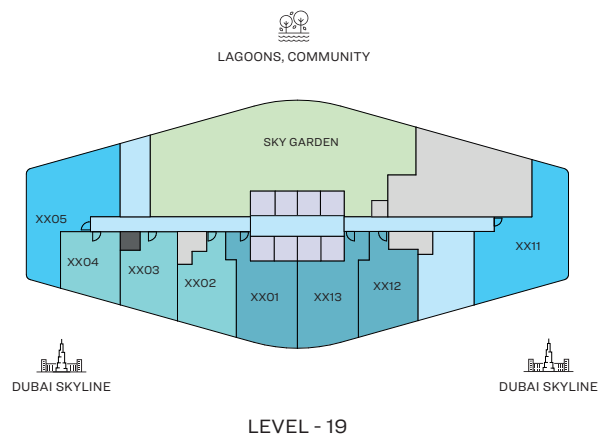
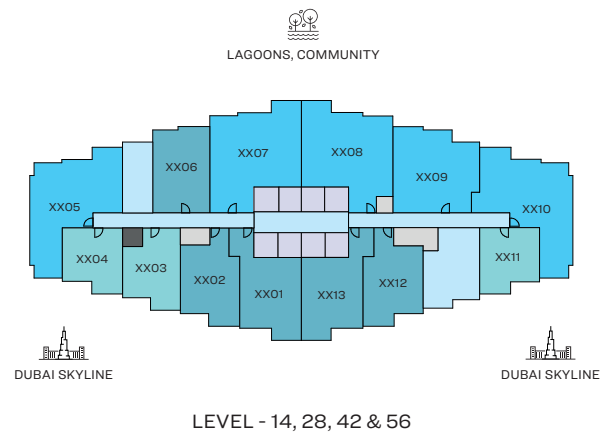
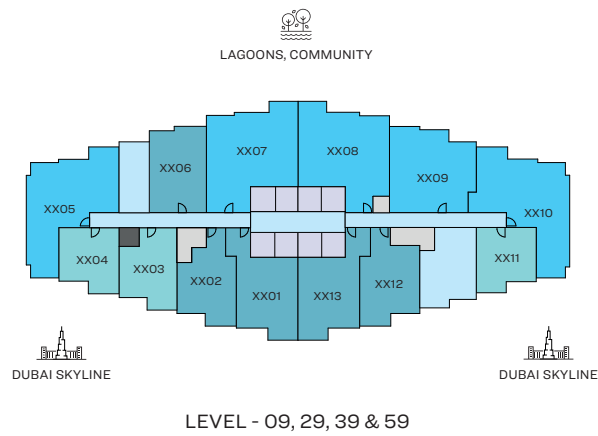
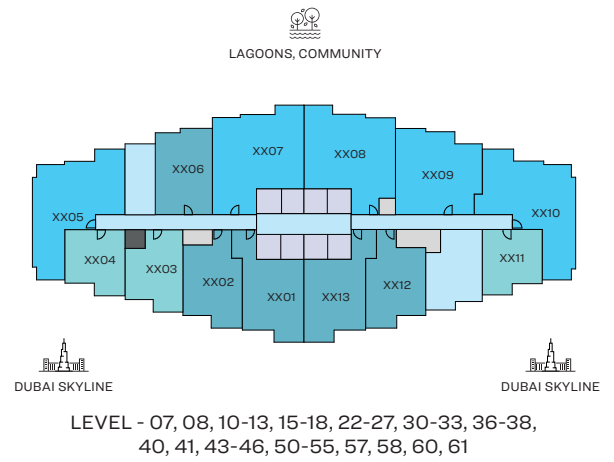
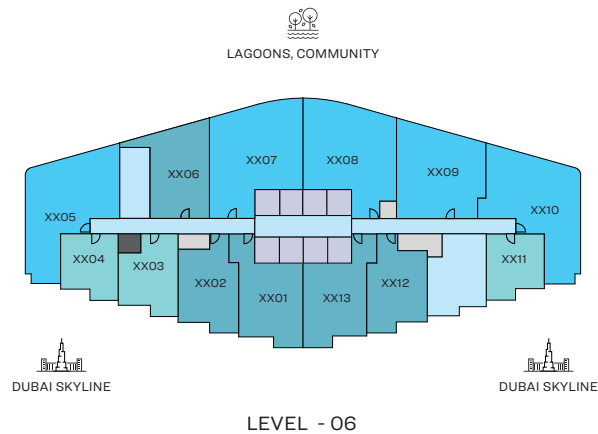
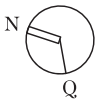
LIFTS
- 1.5 BED UNIT

SERVICES

GARBAGE ROOM

Disclaimer: 1. All dimensions are in metric, measured to wall finishes. 2. All materials, dimensions & drawings are approximate. 3. Information is subject to change without notice, at developer's absolute discretion. 4. Actual area may vary from the stated area. 5. Drawing are not to scale. 6. All images used are for illustrative purpose only and do not represent the actual size, features, specifications, fittings and furnishings. 7. The developer reserves the right to make revisions/ alterations, at its absolute discretion, without any liability whatsoever.

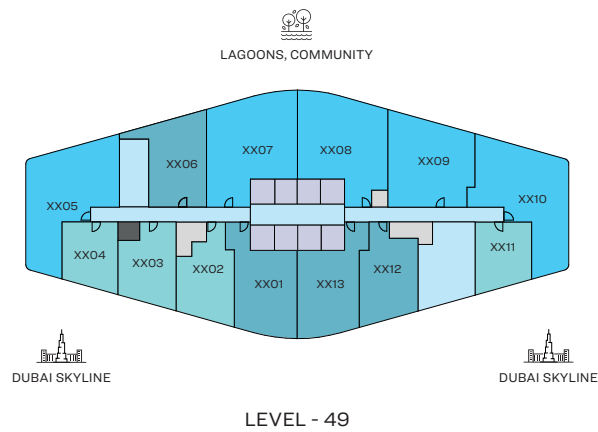
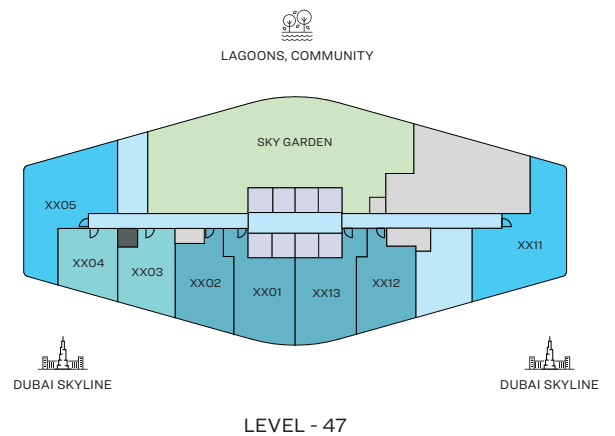
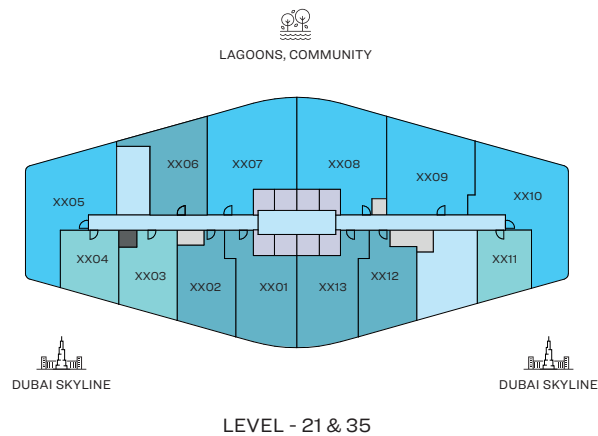
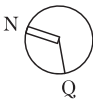
# FLOOR PLAN LAYOUT



- |  |  |   |  |
|--|--|---|--|
| <span style="display: inline-block; width: 15px; height: 10px; background-color: #ADD8E6; border: 1px solid black;"></span> 1 BED UNIT   | <span style="display: inline-block; width: 15px; height: 10px; background-color: #008080; border: 1px solid black;"></span> 2 BED UNIT | <span style="display: inline-block; width: 15px; height: 10px; background-color: #D3D3D3; border: 1px solid black;"></span> CIRCULATION | <span style="display: inline-block; width: 15px; height: 10px; background-color: #9370DB; border: 1px solid black;"></span> LIFTS        |
| <span style="display: inline-block; width: 15px; height: 10px; background-color: #4682B4; border: 1px solid black;"></span> 1.5 BED UNIT |  | <span style="display: inline-block; width: 15px; height: 10px; background-color: #696969; border: 1px solid black;"></span> SERVICES    | <span style="display: inline-block; width: 15px; height: 10px; background-color: #000000; border: 1px solid black;"></span> GARBAGE ROOM |

Disclaimer: 1. All dimensions are in metric, measured to wall finishes. 2. All materials, dimensions & drawings are approximate. 3. Information is subject to change without notice, at developer's absolute discretion. 4. Actual area may vary from the stated area. 5. Drawing are not to scale. 6. All images used are for illustrative purpose only and do not represent the actual size, features, specifications, fittings and furnishings. 7. The developer reserves the right to make revisions/ alterations, at its absolute discretion, without any liability whatsoever.

FLOOR PLAN LAYOUT

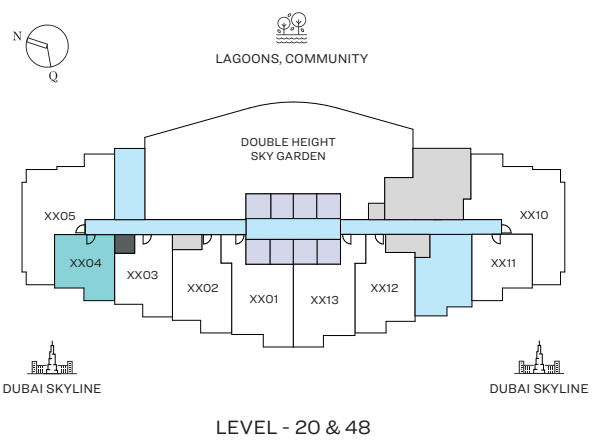
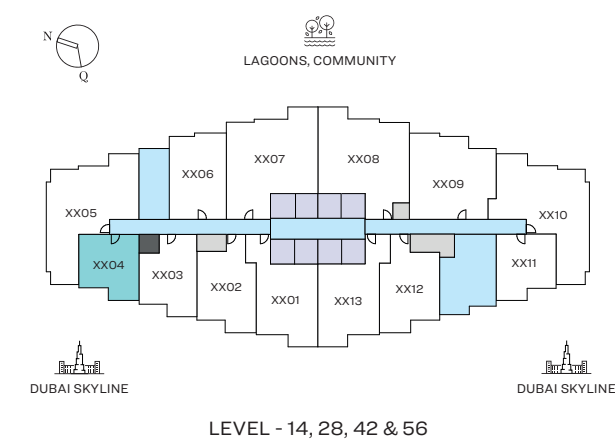
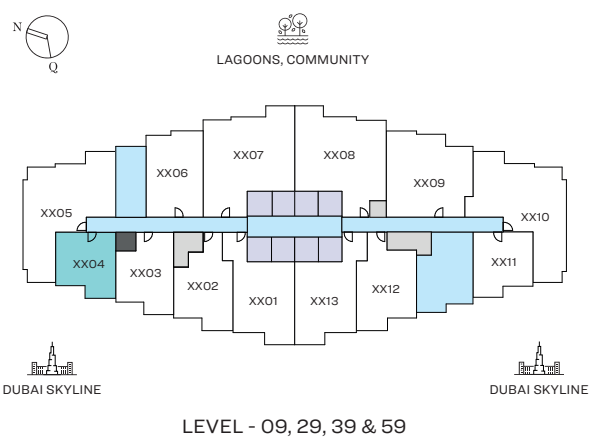
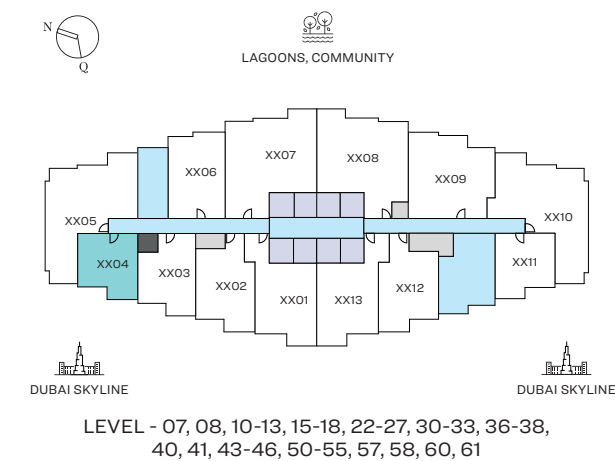
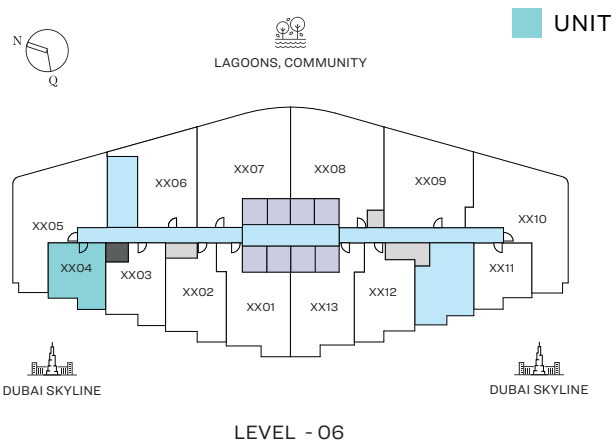
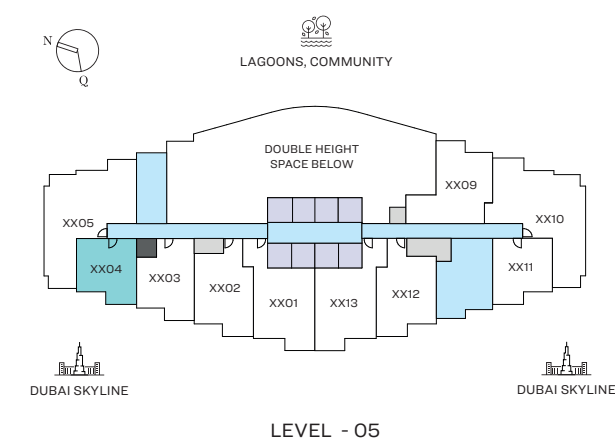


Disclaimer: 1. All dimensions are in metric, measured to wall finishes. 2. All materials, dimensions & drawings are approximate. 3. Information is subject to change without notice, at developer's absolute discretion. 4. Actual area may vary from the stated area. 5. Drawing are not to scale. 6. All images used are for illustrative purpose only and do not represent the actual size, features, specifications, fittings and furnishings. 7. The developer reserves the right to make revisions/ alterations, at its absolute discretion, without any liability whatsoever.

# 1 BEDROOM APARTMENT

## TYPE A (with balcony)

**TOTAL SALEABLE AREA**  
 SUITE = 467.37 SQ.FT.  
 BALCONY = 59.31 SQ.FT.  
 TOTAL = 526.68 SQ.FT.



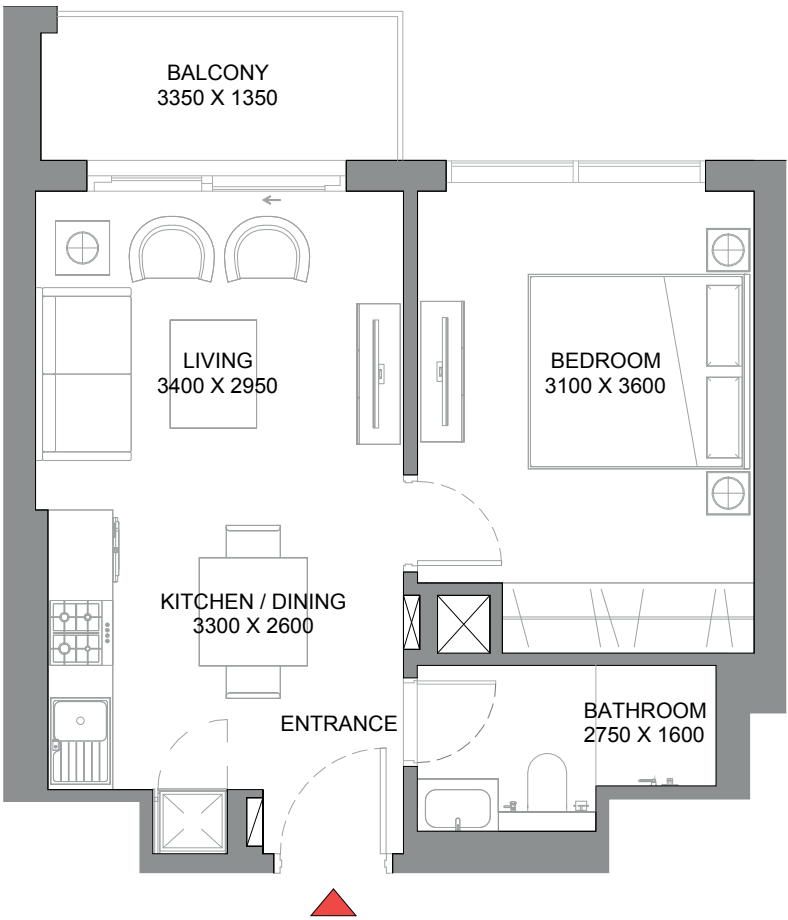
List of unit numbers with this unit plan:

| VIEWS     |   |
|-----------|---|
| Park View | Dubai Skyline   |
| 504, 604  | 704, 804, 904, 1004, 1104, 1204, 1304, 1404, 1504, 1604, 1704, 1804, 2004, 2204, 2304, 2404, 2504, 2604, 2704, 2804, 2904, 3004, 3104, 3204, 3304, 3604, 3704, 3804, 3904, 4004, 4104, 4204, 4304, 4404, 4504, 4604, 4804, 5004, 5104, 5204, 5304, 5404, 5504, 5604, 5704, 5804, 5904, 6004, 6104 |

Disclaimer: 1. All dimensions are in metric, measured to wall finishes. 2. All materials, dimensions & drawings are approximate. 3. Information is subject to change without notice, at developer's absolute discretion. 4. Actual area may vary from the stated area. 5. Drawing are not to scale. 6. All images used are for illustrative purpose only and do not represent the actual size, features, specifications, fittings and furnishings. 7. The developer reserves the right to make revisions/ alterations, at its absolute discretion, without any liability whatsoever.

1 BEDROOM APARTMENT  
TYPE A (with balcony)

TOTAL SALEABLE AREA  
SUITE = 467.37 SQ.FT.  
BALCONY = 59.31 SQ.FT.  
TOTAL = 526.68 SQ.FT.



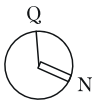
List of unit numbers with this unit plan:

VIEWS

Park View  
504, 604

Dubai Skyline  
704, 804, 904, 1004, 1104, 1204, 1304, 1404, 1504, 1604, 1704, 1804, 2004, 2204, 2304, 2404, 2504, 2604, 2704, 2804, 2904, 3004, 3104, 3204, 3304, 3604, 3704, 3804, 3904, 4004, 4104, 4204, 4304, 4404, 4504, 4604, 4804, 5004, 5104, 5204, 5304, 5404, 5504, 5604, 5704, 5804, 5904, 6004, 6104

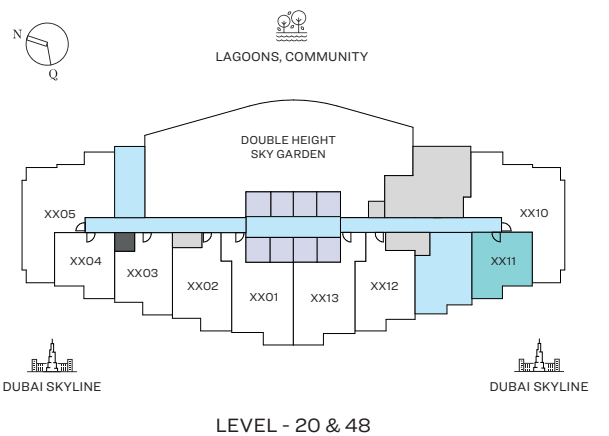
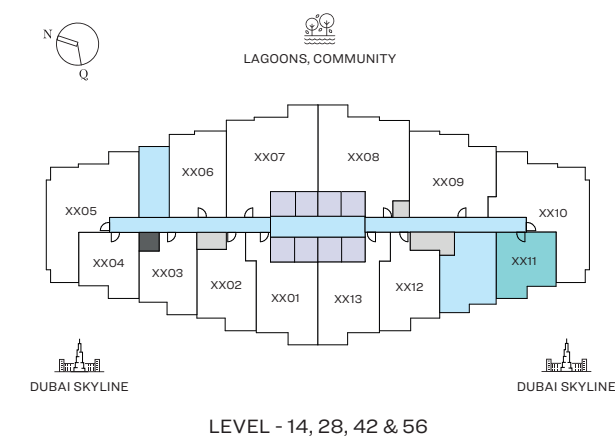
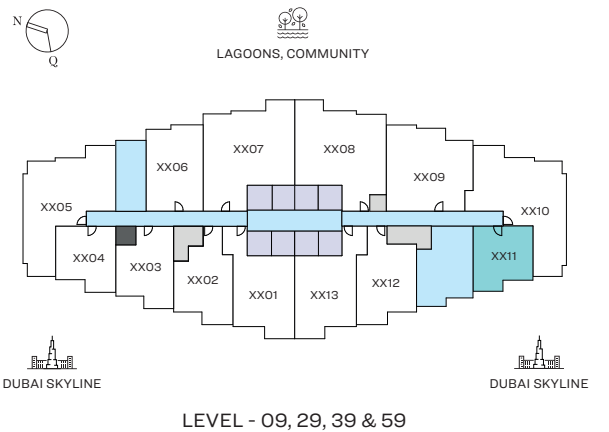
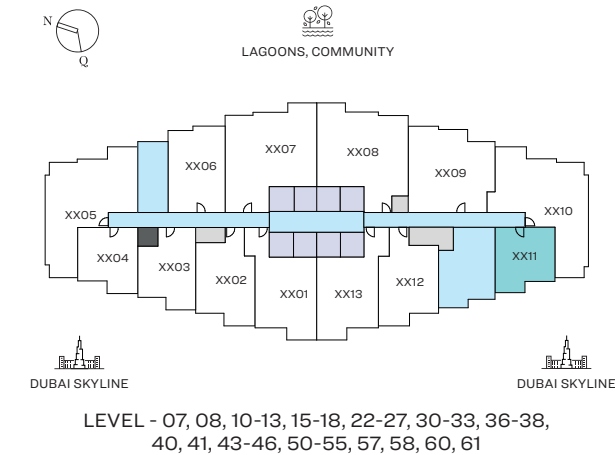
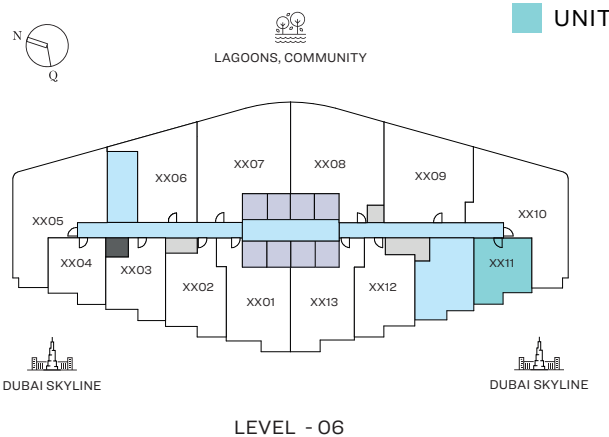
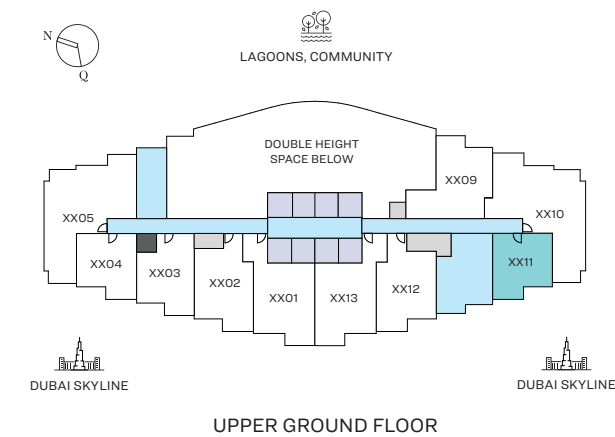
Disclaimer: 1. All dimensions are in metric, measured to wall finishes. 2. All materials, dimensions & drawings are approximate. 3. Information is subject to change without notice, at developer's absolute discretion. 4. Actual area may vary from the stated area. 5. Drawing are not to scale. 6. All images used are for illustrative purpose only and do not represent the actual size, features, specifications, fittings and furnishings. 7. The developer reserves the right to make revisions/ alterations, at its absolute discretion, without any liability whatsoever.



# 1 BEDROOM APARTMENT

## TYPE A (with balcony) VARIANT 1

**TOTAL SALEABLE AREA**  
 SUITE = 469.63 SQ.FT.  
 BALCONY = 58.45 SQ.FT.  
 TOTAL = 528.08 SQ.FT.



List of unit numbers with this unit plan:

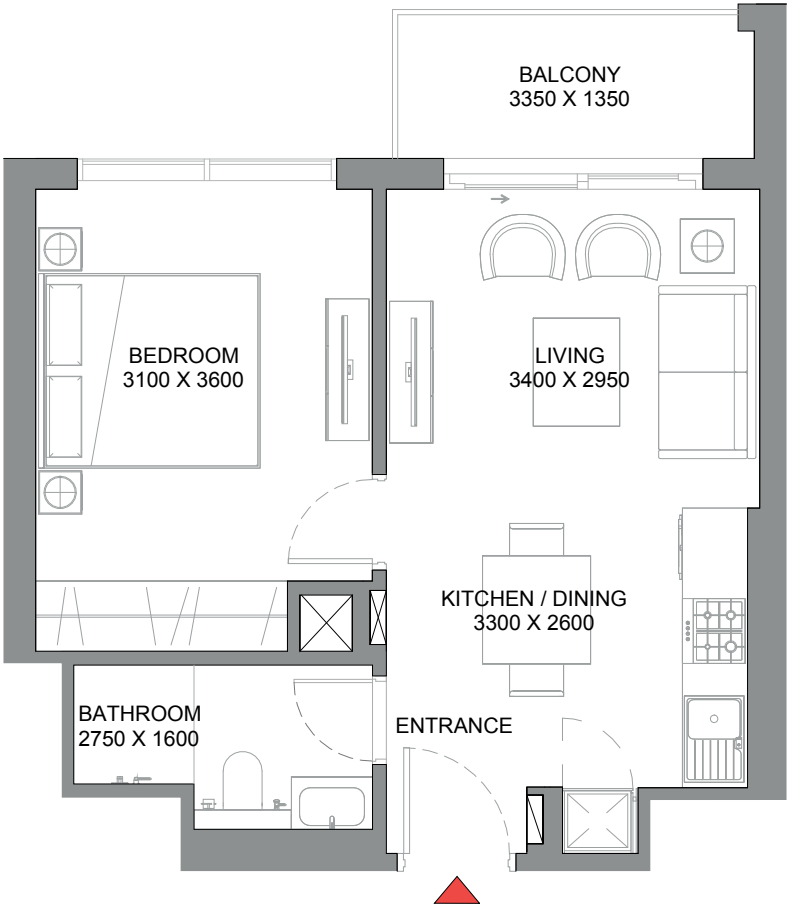
| VIEWS     |   |
|-----------|---|
| Park View | Dubai Skyline   |
| 511, 611  | 711, 811, 911, 1011, 1111, 1211, 1311, 1411, 1511, 1611, 1711, 1811, 2011, 2211, 2311, 2411, 2511, 2611, 2711, 2811, 2911, 3011, 3111, 3211, 3311, 3611, 3711, 3811, 3911, 4011, 4111, 4211, 4311, 4411, 4511, 4611, 4811, 5011, 5111, 5211, 5311, 5411, 5511, 5611, 5711, 5811, 5911, 6011, 6111 |

Disclaimer: 1. All dimensions are in metric, measured to wall finishes. 2. All materials, dimensions & drawings are approximate. 3. Information is subject to change without notice, at developer's absolute discretion. 4. Actual area may vary from the stated area. 5. Drawing are not to scale. 6. All images used are for illustrative purpose only and do not represent the actual size, features, specifications, fittings and furnishings. 7. The developer reserves the right to make revisions/ alterations, at its absolute discretion, without any liability whatsoever.

1 BEDROOM APARTMENT  
TYPE A (with balcony) VARIANT 1

TOTAL SALEABLE AREA  
SUITE = 469.63 SQ.FT.  
BALCONY = 58.45 SQ.FT.  
TOTAL = 528.08 SQ.FT.

UNIT



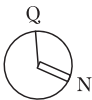
List of unit numbers with this unit plan:

VIEWS

Park View  
511, 611

Dubai Skyline  
711, 811, 911, 1011, 1111, 1211, 1311, 1411, 1511, 1611, 1711, 1811, 2011, 2211, 2311, 2411, 2511, 2611, 2711, 2811, 2911, 3011, 3111, 3211, 3311, 3611, 3711, 3811, 3911, 4011, 4111, 4211, 4311, 4411, 4511, 4611, 4811, 5011, 5111, 5211, 5311, 5411, 5511, 5611, 5711, 5811, 5911, 6011, 6111

Disclaimer: 1. All dimensions are in metric, measured to wall finishes. 2. All materials, dimensions & drawings are approximate. 3. Information is subject to change without notice, at developer's absolute discretion. 4. Actual area may vary from the stated area. 5. Drawing are not to scale. 6. All images used are for illustrative purpose only and do not represent the actual size, features, specifications, fittings and furnishings. 7. The developer reserves the right to make revisions/ alterations, at its absolute discretion, without any liability whatsoever.



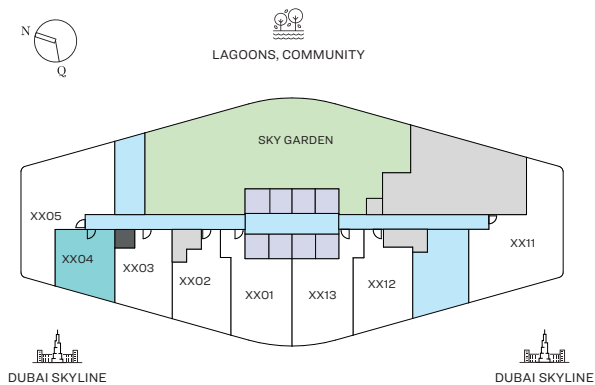
# 1 BEDROOM APARTMENT

TYPE A (with balcony) VARIANT 2

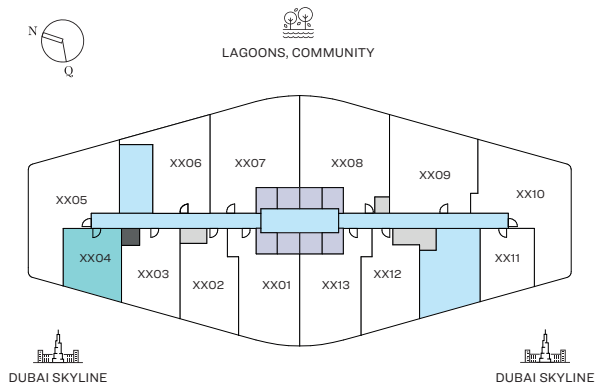
## TOTAL SALEABLE AREA

SUITE = 467.37 SQ.FT.  
BALCONY = 125.94 SQ.FT.  
TOTAL = 593.31 SQ.FT.

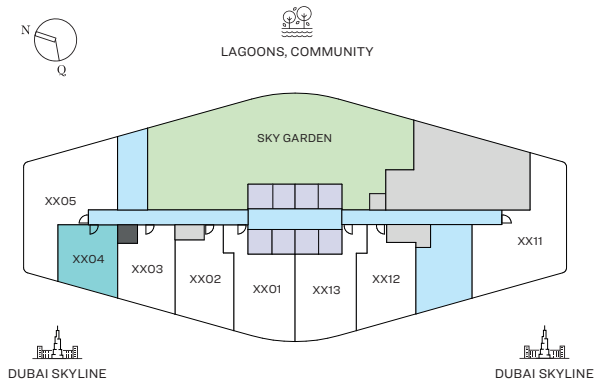
UNIT



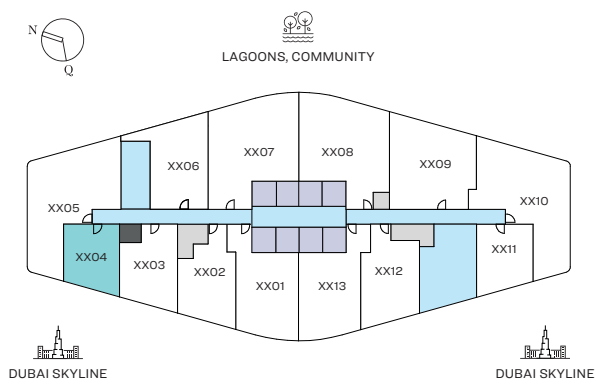
LEVEL - 19



LEVEL - 21 & 35



LEVEL - 47



LEVEL - 49

List of unit numbers with this unit plan:

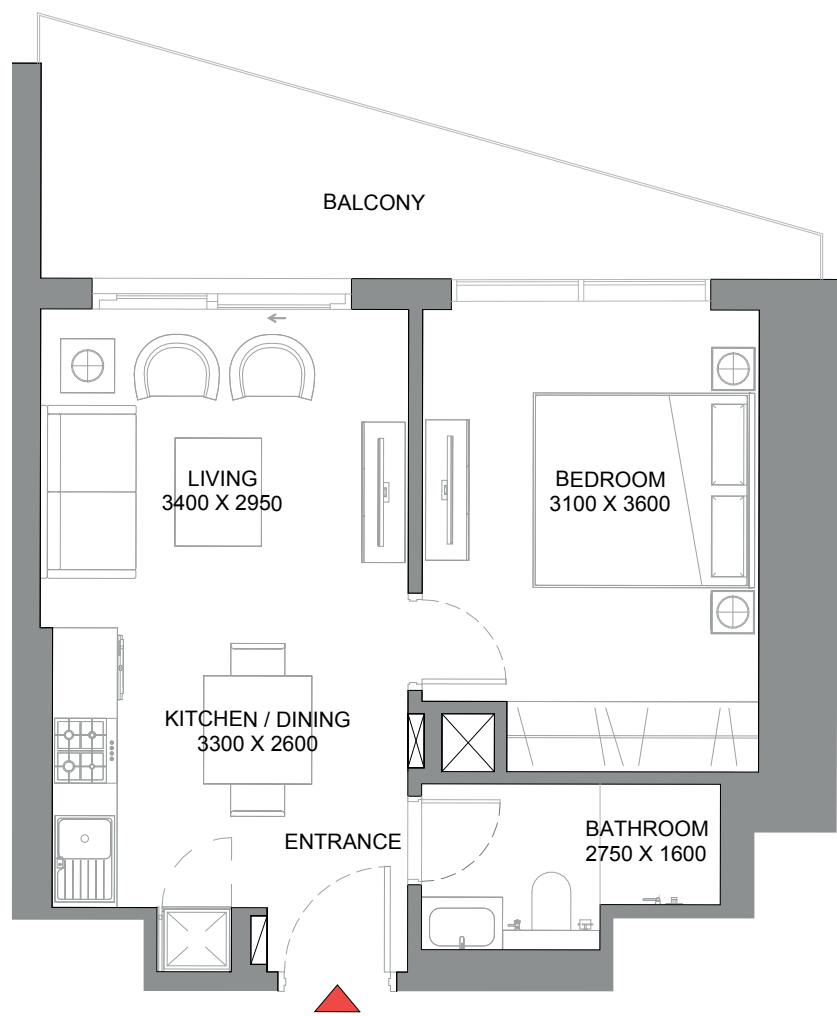
## VIEWS

Dubai Skyline  
1904, 2104, 3504, 4704, 4904

Disclaimer: 1. All dimensions are in metric, measured to wall finishes. 2. All materials, dimensions & drawings are approximate. 3. Information is subject to change without notice, at developer's absolute discretion. 4. Actual area may vary from the stated area. 5. Drawing are not to scale. 6. All images used are for illustrative purpose only and do not represent the actual size, features, specifications, fittings and furnishings. 7. The developer reserves the right to make revisions/ alterations, at its absolute discretion, without any liability whatsoever.

1 BEDROOM APARTMENT  
TYPE A (with balcony) VARIANT 2

TOTAL SALEABLE AREA  
SUITE = 467.37 SQ.FT.  
BALCONY = 125.94 SQ.FT.  
TOTAL = 593.31 SQ.FT.



List of unit numbers with this unit plan:

VIEWS

Dubai Skyline  
1904, 2104, 3504, 4704, 4904

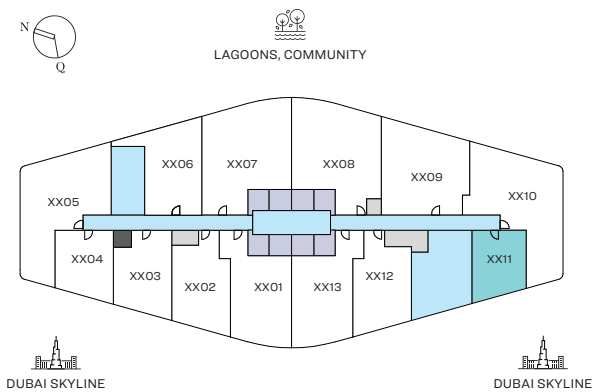
Disclaimer: 1. All dimensions are in metric, measured to wall finishes. 2. All materials, dimensions & drawings are approximate. 3. Information is subject to change without notice, at developer's absolute discretion. 4. Actual area may vary from the stated area. 5. Drawing are not to scale. 6. All images used are for illustrative purpose only and do not represent the actual size, features, specifications, fittings and furnishings. 7. The developer reserves the right to make revisions/ alterations, at its absolute discretion, without any liability whatsoever.

# 1 BEDROOM APARTMENT

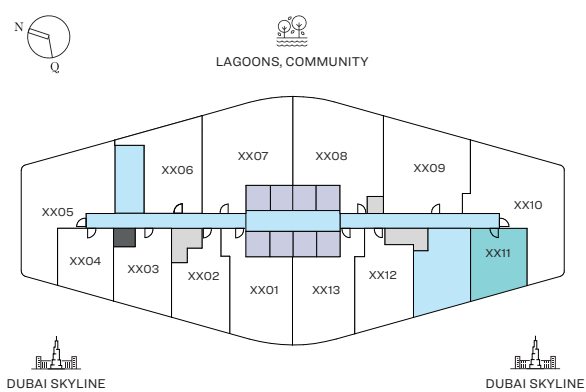
TYPE A (with balcony) VARIANT 3

## TOTAL SALEABLE AREA

SUITE = 469.63 SQ.FT.  
BALCONY = 125.08 SQ.FT.  
TOTAL = 594.71 SQ.FT.

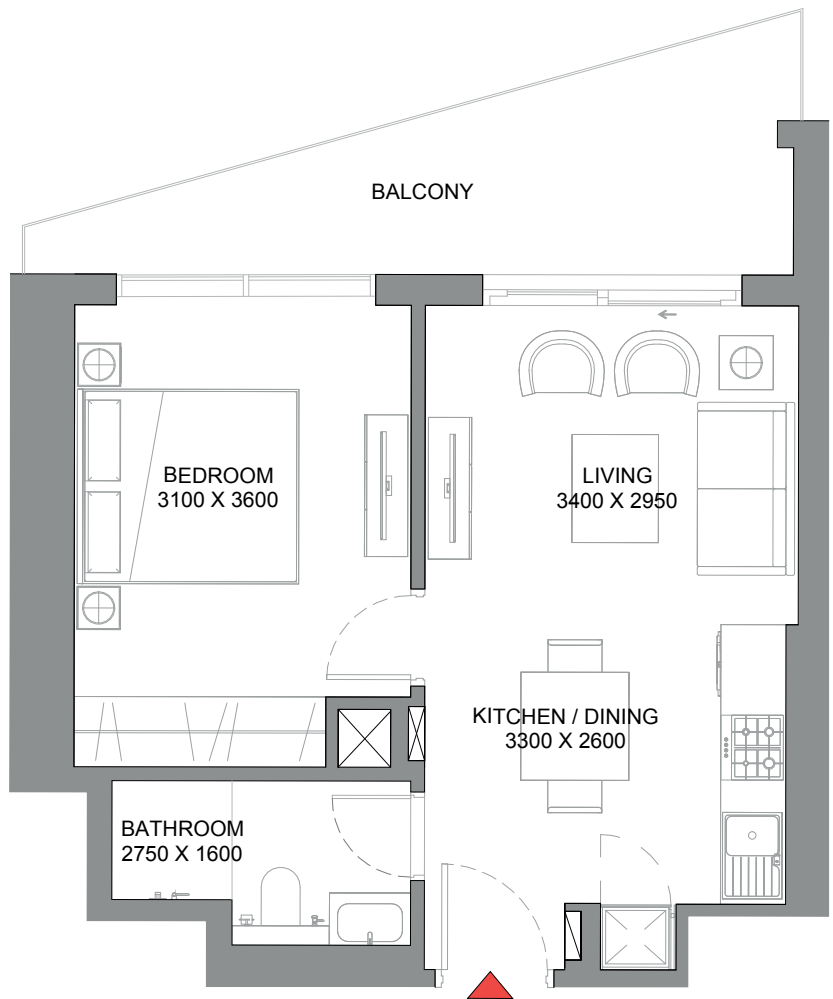


LEVEL - 21 & 35



LEVEL - 49

UNIT



List of unit numbers with this unit plan:

## VIEWS

Dubai Skyline  
2111, 3511, 4911

Disclaimer: 1. All dimensions are in metric, measured to wall finishes. 2. All materials, dimensions & drawings are approximate. 3. Information is subject to change without notice, at developer's absolute discretion. 4. Actual area may vary from the stated area. 5. Drawing are not to scale. 6. All images used are for illustrative purpose only and do not represent the actual size, features, specifications, fittings and furnishings. 7. The developer reserves the right to make revisions/ alterations, at its absolute discretion, without any liability whatsoever.

# 1 BEDROOM APARTMENT

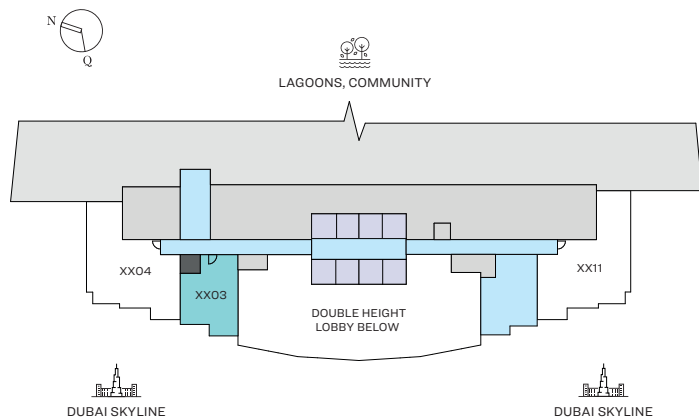
TYPE B (with powder room + balcony)

## TOTAL SALEABLE AREA

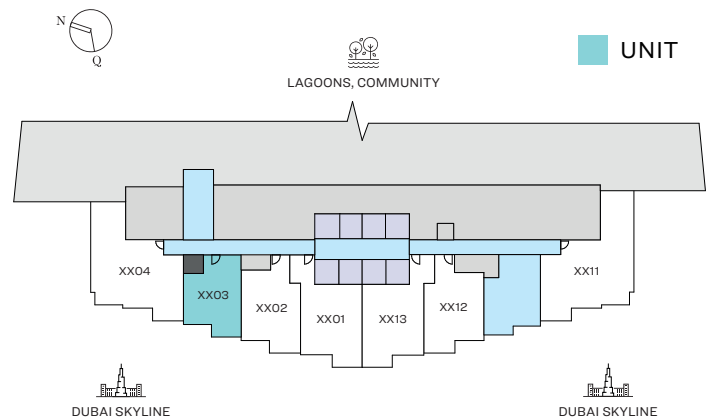
SUITE = 569.52 SQ.FT.

BALCONY = 58.23 SQ.FT.

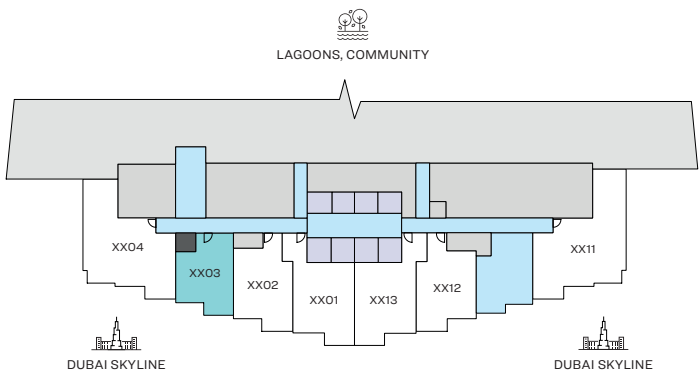
TOTAL = 627.75 SQ.FT.



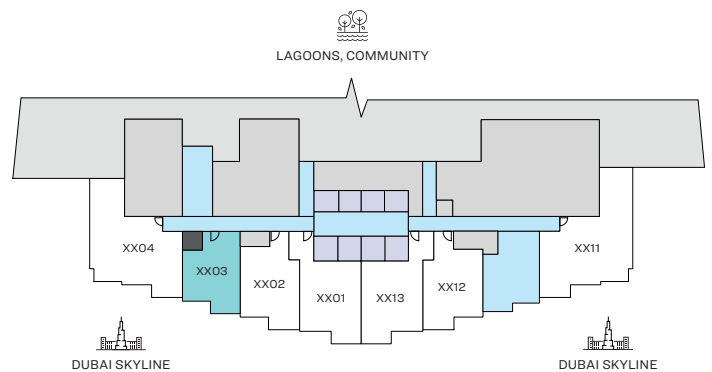
LEVEL M (PODIUM)



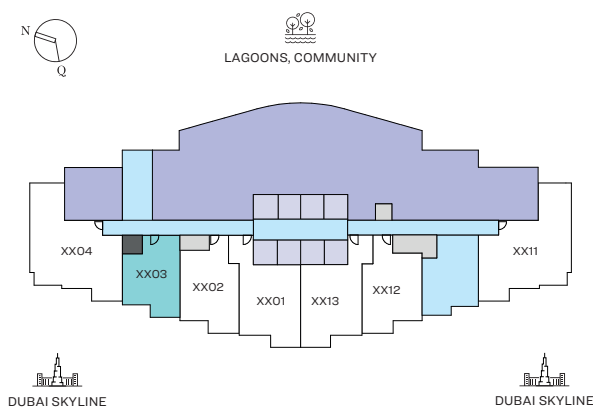
LEVEL -01 (PODIUM)



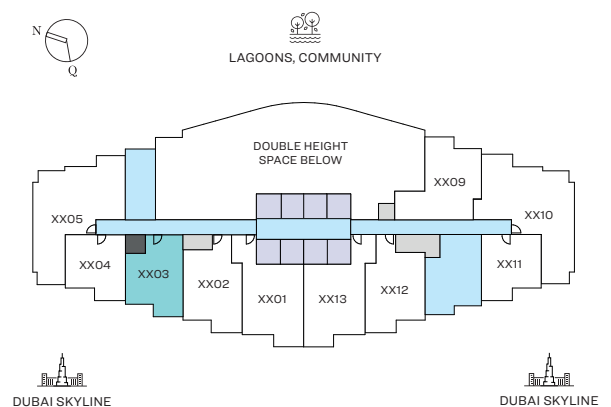
LEVEL -02 (PODIUM)



LEVEL -03 (PODIUM)



LEVEL -04



LEVEL -05

List of unit numbers with this unit plan:

## VIEWS

### Park View

103, 203, 303, 403, 503, 603

### Dubai Skyline

703, 803, 903, 1003, 1103, 1203, 1303, 1403, 1503, 1603, 1703, 1803, 2003, 2203, 2303, 2403, 2503, 2603, 2703, 2803, 2903, 3003, 3103, 3203, 3303, 3603, 3703, 3803, 3903, 4003, 4103, 4203, 4303, 4403, 4503, 4603, 4803, 5003, 5103, 5203, 5303, 5403, 5503, 5603, 5703, 5803, 5903, 6003, 6103

Disclaimer: 1. All dimensions are in metric, measured to wall finishes. 2. All materials, dimensions & drawings are approximate. 3. Information is subject to change without notice, at developer's absolute discretion. 4. Actual area may vary from the stated area. 5. Drawing are not to scale. 6. All images used are for illustrative purpose only and do not represent the actual size, features, specifications, fittings and furnishings. 7. The developer reserves the right to make revisions/ alterations, at its absolute discretion, without any liability whatsoever.

# 1 BEDROOM APARTMENT

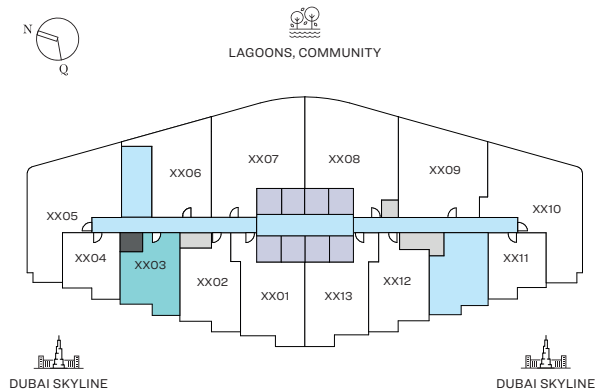
TYPE B (with powder room + balcony)

## TOTAL SALEABLE AREA

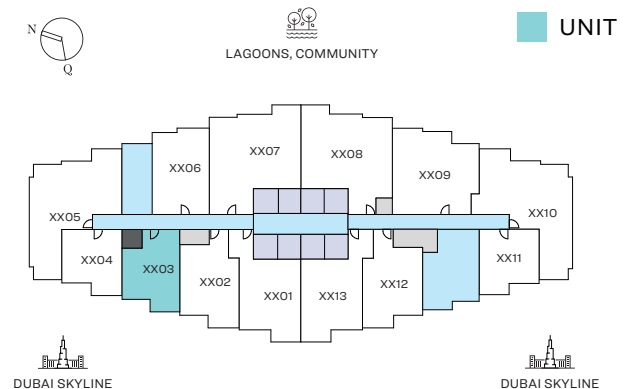
SUITE = 569.52 SQ.FT.

BALCONY = 58.23 SQ.FT.

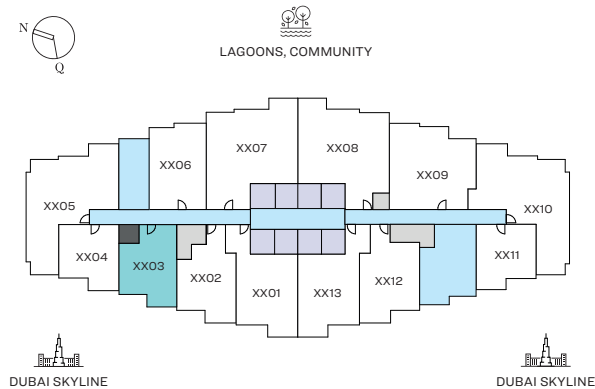
TOTAL = 627.75 SQ.FT.



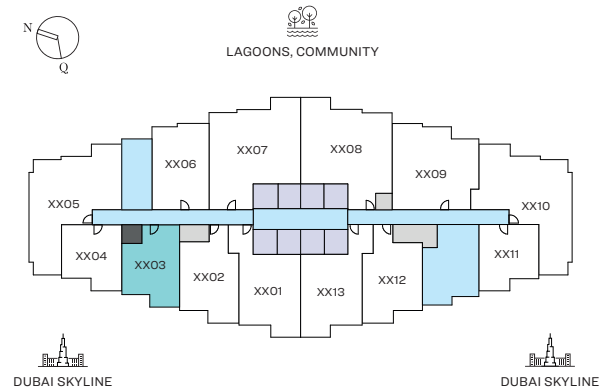
LEVEL - 06



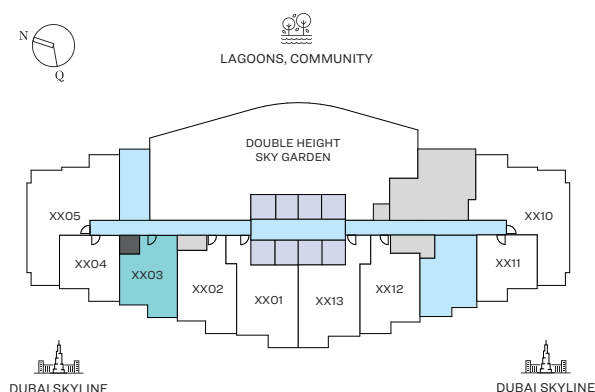
LEVEL - 07, 08, 10-13, 15-18, 22-27, 30-33, 36-38, 40, 41, 43-46, 50-55, 57, 58, 60, 61



LEVEL - 09, 29, 39 & 59



LEVEL - 14, 28, 42 & 56



LEVEL - 20 & 48

List of unit numbers with this unit plan:

## VIEWS

### Park View

103, 203, 303, 403, 503, 603

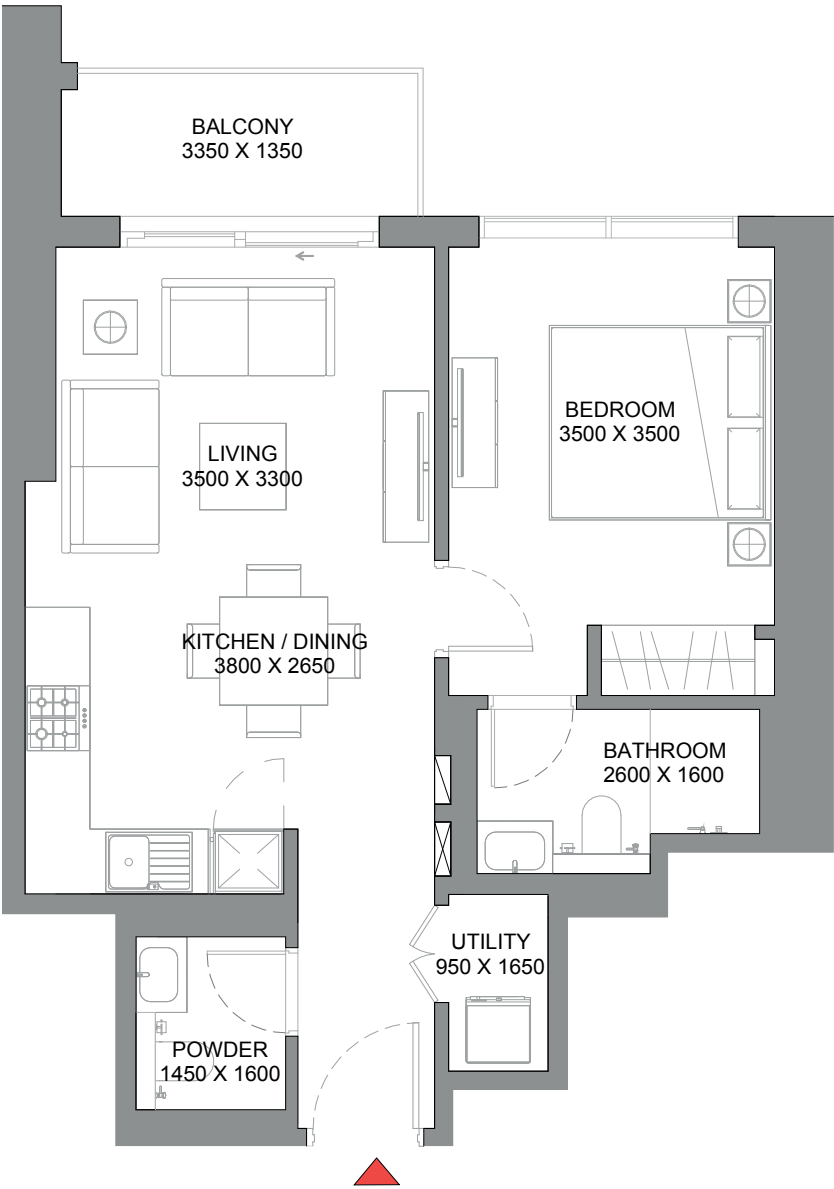
### Dubai Skyline

703, 803, 903, 1003, 1103, 1203, 1303, 1403, 1503, 1603, 1703, 1803, 2003, 2203, 2303, 2403, 2503, 2603, 2703, 2803, 2903, 3003, 3103, 3203, 3303, 3603, 3703, 3803, 3903, 4003, 4103, 4203, 4303, 4403, 4503, 4603, 4803, 5003, 5103, 5203, 5303, 5403, 5503, 5603, 5703, 5803, 5903, 6003, 6103

Disclaimer: 1. All dimensions are in metric, measured to wall finishes. 2. All materials, dimensions & drawings are approximate. 3. Information is subject to change without notice, at developer's absolute discretion. 4. Actual area may vary from the stated area. 5. Drawing are not to scale. 6. All images used are for illustrative purpose only and do not represent the actual size, features, specifications, fittings and furnishings. 7. The developer reserves the right to make revisions/ alterations, at its absolute discretion, without any liability whatsoever.

1 BEDROOM APARTMENT  
TYPE B (with powder room + balcony)

TOTAL SALEABLE AREA  
SUITE = 569.52 SQ.FT.  
BALCONY = 58.23 SQ.FT.  
TOTAL = 627.75 SQ.FT.



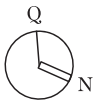
List of unit numbers with this unit plan:

VIEWS

Park View  
103, 203, 303, 403, 503, 603

Dubai Skyline  
703, 803, 903, 1003, 1103, 1203, 1303, 1403, 1503, 1603, 1703, 1803, 2003, 2203, 2303, 2403, 2503, 2603, 2703, 2803, 2903, 3003, 3103, 3203, 3303, 3603, 3703, 3803, 3903, 4003, 4103, 4203, 4303, 4403, 4503, 4603, 4803, 5003, 5103, 5203, 5303, 5403, 5503, 5603, 5703, 5803, 5903, 6003, 6103

Disclaimer: 1. All dimensions are in metric, measured to wall finishes. 2. All materials, dimensions & drawings are approximate. 3. Information is subject to change without notice, at developer's absolute discretion. 4. Actual area may vary from the stated area. 5. Drawing are not to scale. 6. All images used are for illustrative purpose only and do not represent the actual size, features, specifications, fittings and furnishings. 7. The developer reserves the right to make revisions/ alterations, at its absolute discretion, without any liability whatsoever.



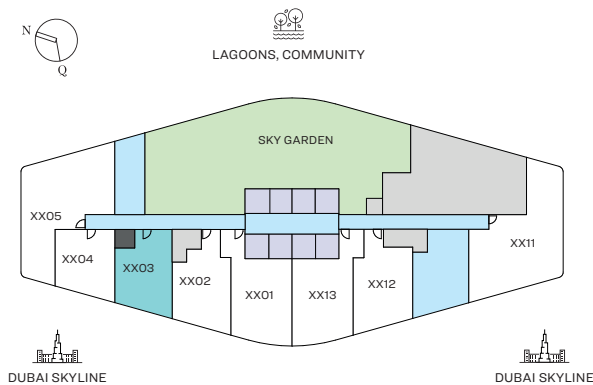
# 1 BEDROOM APARTMENT

TYPE B (with powder room + balcony) VARIANT 1

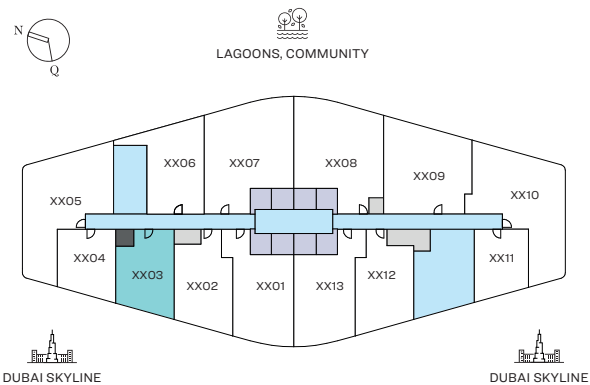
## TOTAL SALEABLE AREA

SUITE = 569.52 SQ.FT.  
BALCONY = 126.48 SQ.FT.  
TOTAL = 696.00 SQ.FT.

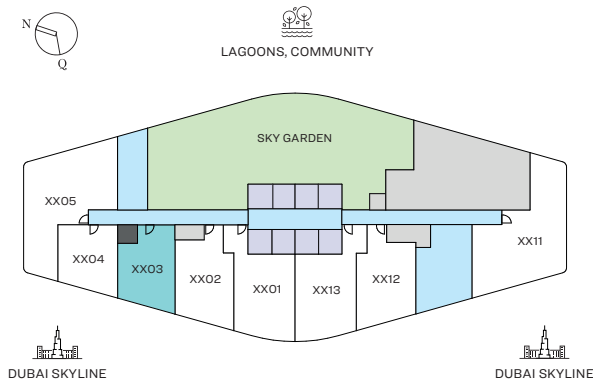
UNIT



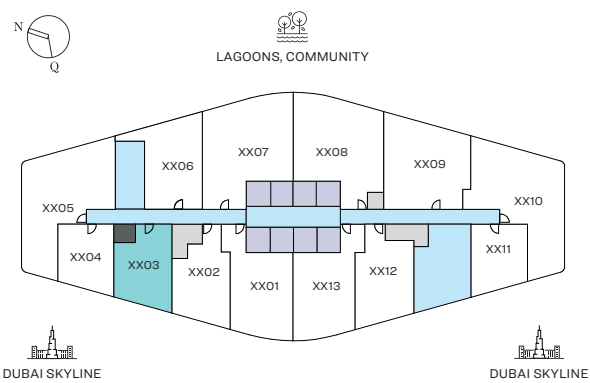
LEVEL - 19



LEVEL - 21 & 35



LEVEL - 47



LEVEL - 49

List of unit numbers with this unit plan:

## VIEWS

Dubai Skyline  
1903, 2103, 3503, 4703, 4903

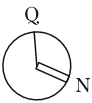
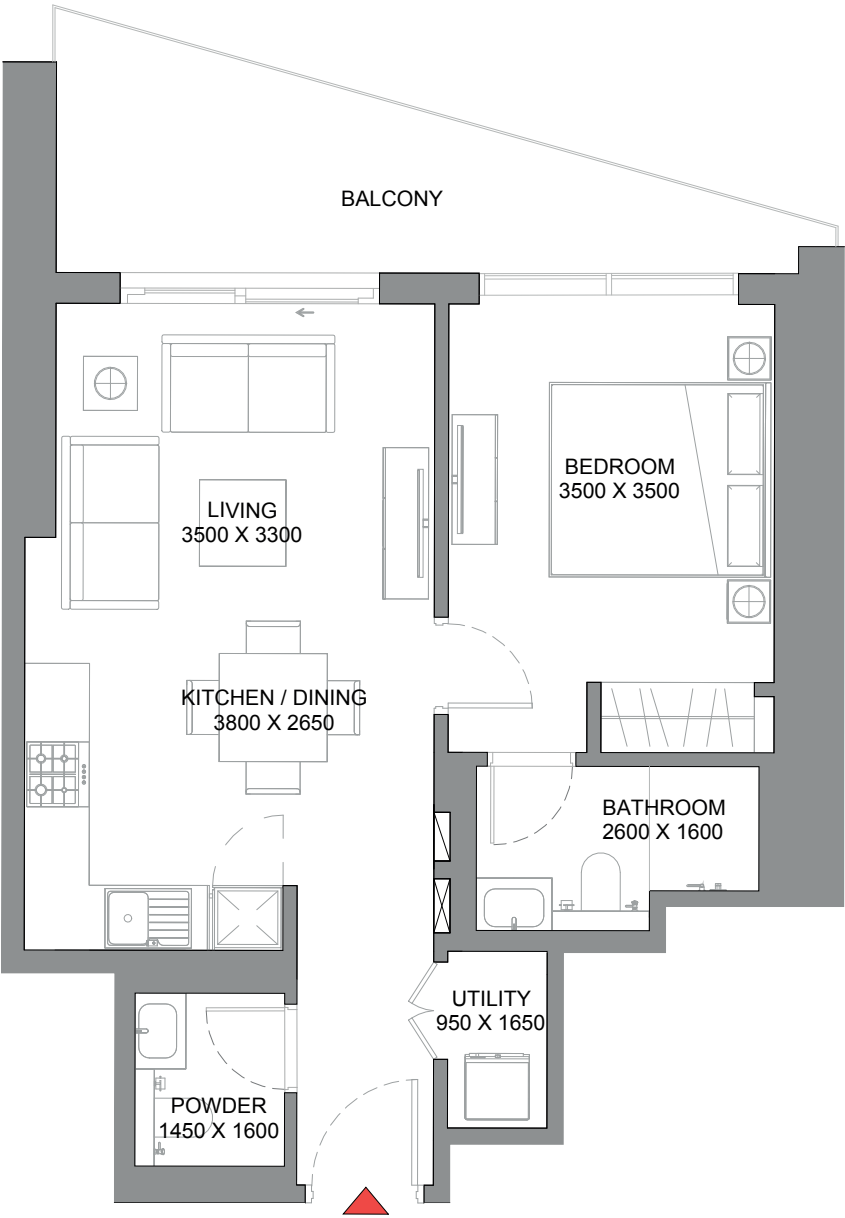
Disclaimer: 1. All dimensions are in metric, measured to wall finishes. 2. All materials, dimensions & drawings are approximate. 3. Information is subject to change without notice, at developer's absolute discretion. 4. Actual area may vary from the stated area. 5. Drawing are not to scale. 6. All images used are for illustrative purpose only and do not represent the actual size, features, specifications, fittings and furnishings. 7. The developer reserves the right to make revisions/ alterations, at its absolute discretion, without any liability whatsoever.

# 1 BEDROOM APARTMENT

TYPE B (with powder room + balcony) VARIANT 1

## TOTAL SALEABLE AREA

SUITE = 569.52 SQ.FT.  
BALCONY = 126.48 SQ.FT.  
TOTAL = 696.00 SQ.FT.



List of unit numbers with this unit plan:

### VIEWS

Dubai Skyline  
1903, 2103, 3503, 4703, 4903

Disclaimer: 1. All dimensions are in metric, measured to wall finishes. 2. All materials, dimensions & drawings are approximate. 3. Information is subject to change without notice, at developer's absolute discretion. 4. Actual area may vary from the stated area. 5. Drawing are not to scale. 6. All images used are for illustrative purpose only and do not represent the actual size, features, specifications, fittings and furnishings. 7. The developer reserves the right to make revisions/ alterations, at its absolute discretion, without any liability whatsoever.

# 1 BEDROOM APARTMENT

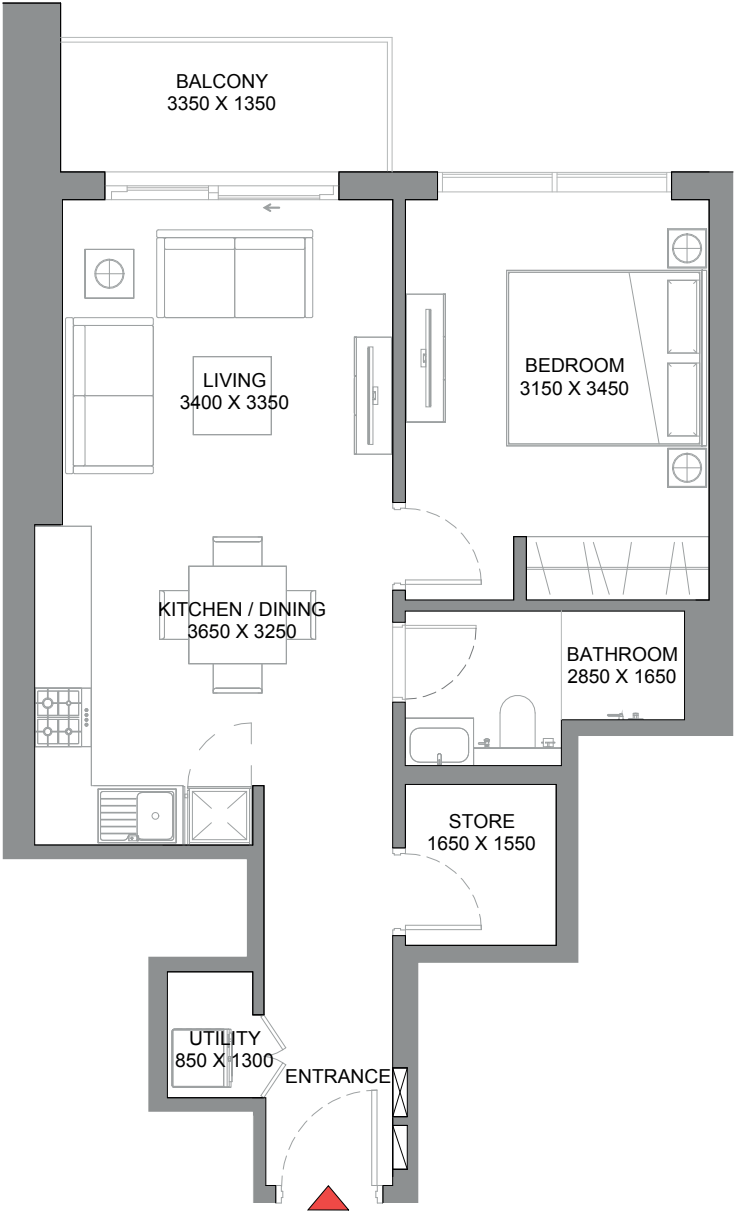
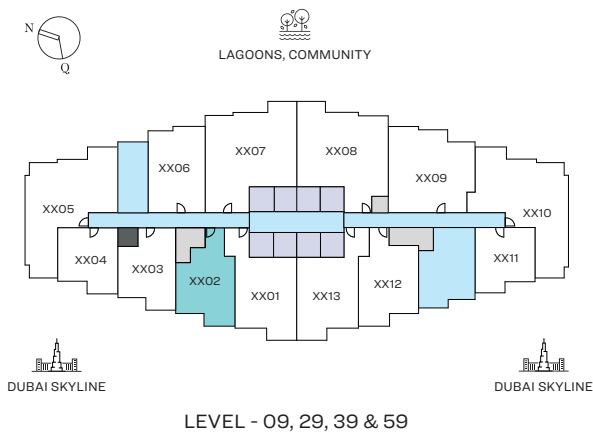
TYPE C (with store room + balcony)

## TOTAL SALEABLE AREA

SUITE = 602.89 SQ.FT.

BALCONY = 59.42 SQ.FT.

TOTAL = 662.31 SQ.FT.



List of unit numbers with this unit plan:

## VIEWS

Dubai Skyline  
902, 2902, 3902, 5902

Disclaimer: 1. All dimensions are in metric, measured to wall finishes. 2. All materials, dimensions & drawings are approximate. 3. Information is subject to change without notice, at developer's absolute discretion. 4. Actual area may vary from the stated area. 5. Drawing are not to scale. 6. All images used are for illustrative purpose only and do not represent the actual size, features, specifications, fittings and furnishings. 7. The developer reserves the right to make revisions/ alterations, at its absolute discretion, without any liability whatsoever.

# 1 BEDROOM APARTMENT

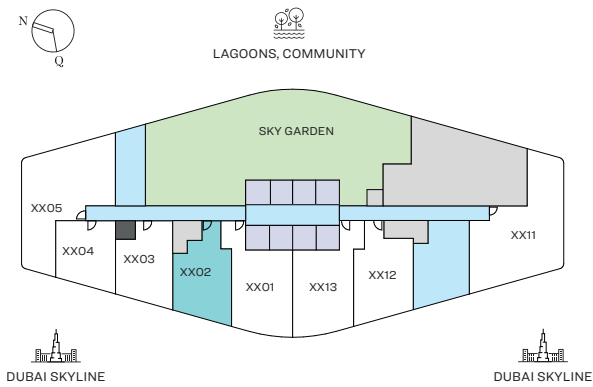
TYPE C (with store room + balcony) VARIANT 1

## TOTAL SALEABLE AREA

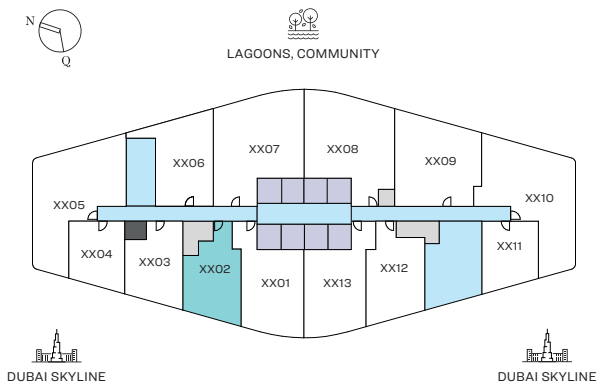
SUITE = 602.89 SQ.FT.

BALCONY = 128.31 SQ.FT.

TOTAL = 731.20 SQ.FT.

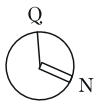
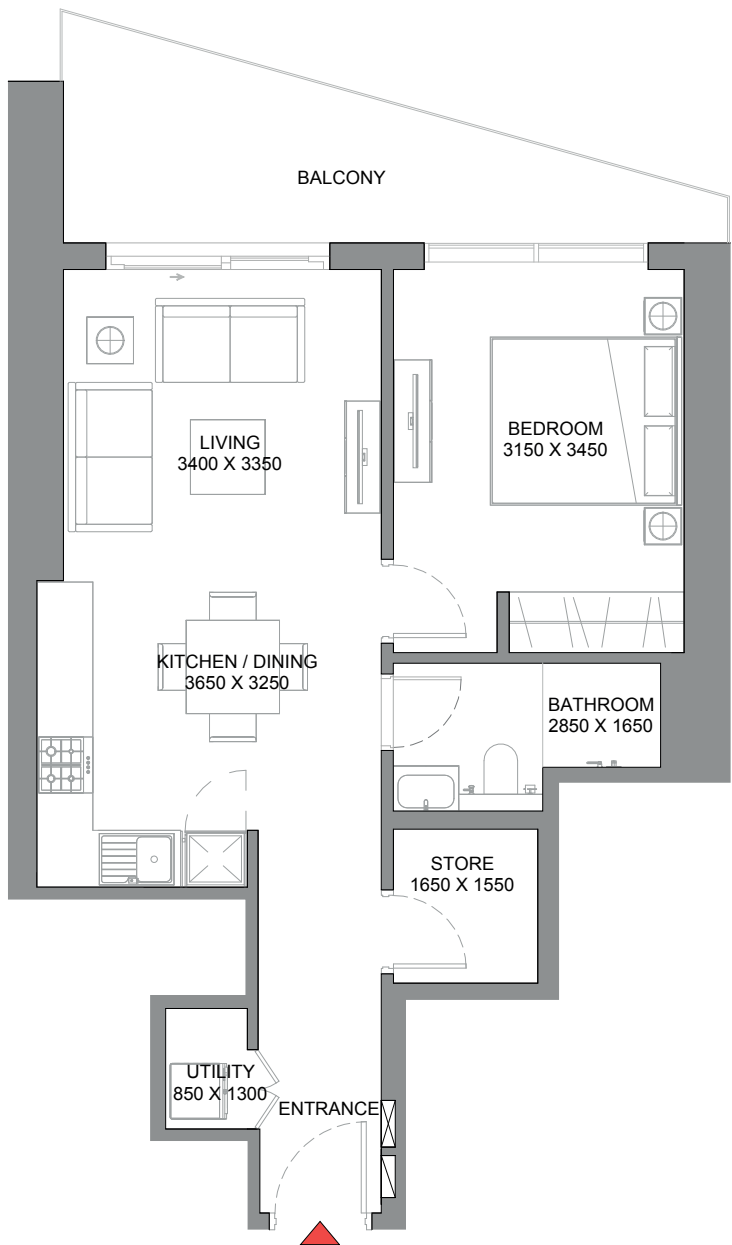


LEVEL - 19



LEVEL - 49

UNIT



List of unit numbers with this unit plan:

### VIEWS

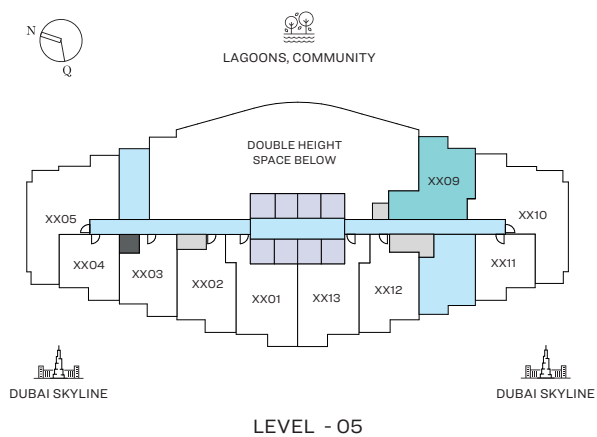
Dubai Skyline  
1902, 4902

Disclaimer: 1. All dimensions are in metric, measured to wall finishes. 2. All materials, dimensions & drawings are approximate. 3. Information is subject to change without notice, at developer's absolute discretion. 4. Actual area may vary from the stated area. 5. Drawing are not to scale. 6. All images used are for illustrative purpose only and do not represent the actual size, features, specifications, fittings and furnishings. 7. The developer reserves the right to make revisions/ alterations, at its absolute discretion, without any liability whatsoever.

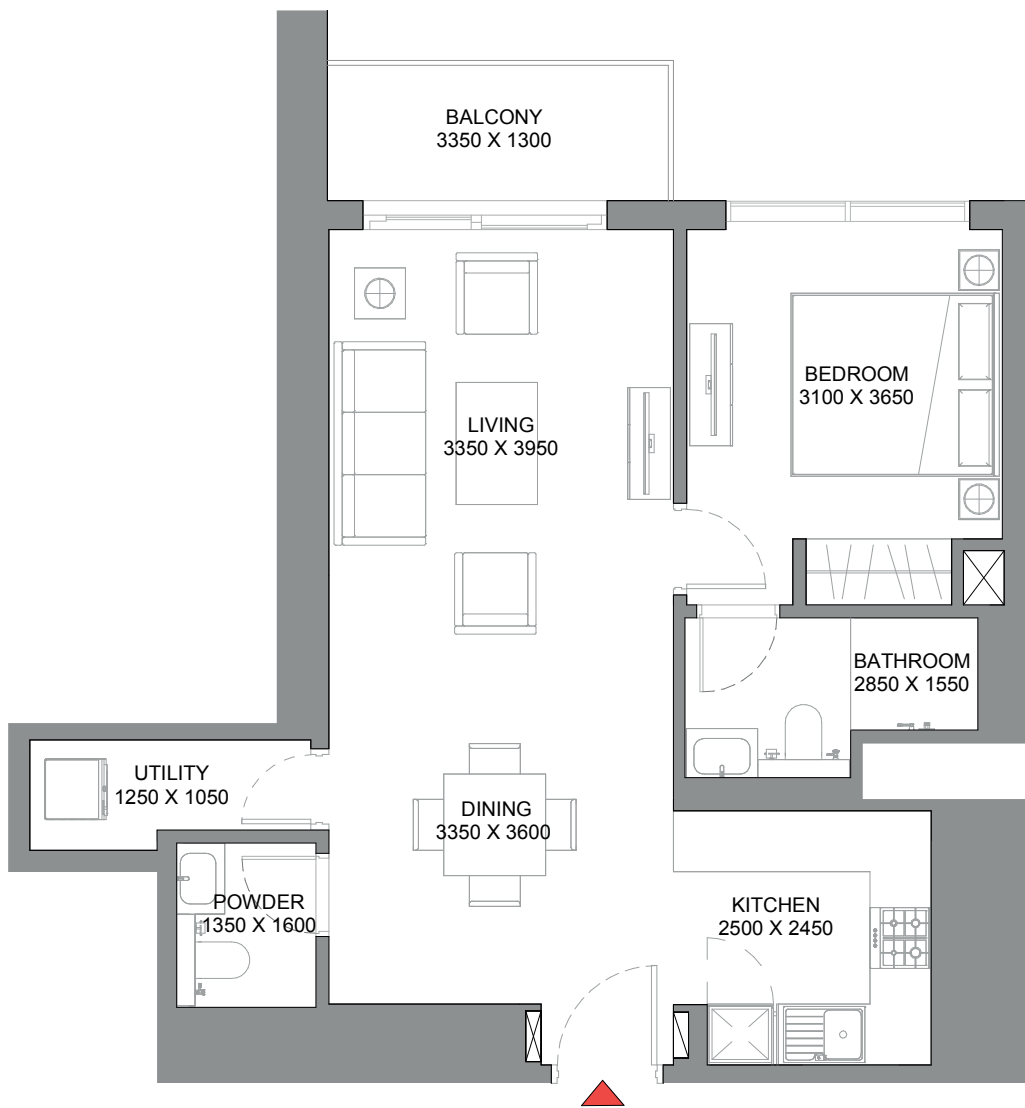
# 1 BEDROOM APARTMENT

## TYPE D (with powder room + balcony)

**TOTAL SALEABLE AREA**  
 SUITE = 669.73 SQ.FT.  
 BALCONY = 58.56 SQ.FT.  
 TOTAL = 728.29 SQ.FT.



UNIT



List of unit numbers with this unit plan:

### VIEWS

Lagoons, Community  
 509

Disclaimer: 1. All dimensions are in metric, measured to wall finishes. 2. All materials, dimensions & drawings are approximate. 3. Information is subject to change without notice, at developer's absolute discretion. 4. Actual area may vary from the stated area. 5. Drawing are not to scale. 6. All images used are for illustrative purpose only and do not represent the actual size, features, specifications, fittings and furnishings. 7. The developer reserves the right to make revisions/ alterations, at its absolute discretion, without any liability whatsoever.

# 1.5 BEDROOM APARTMENT

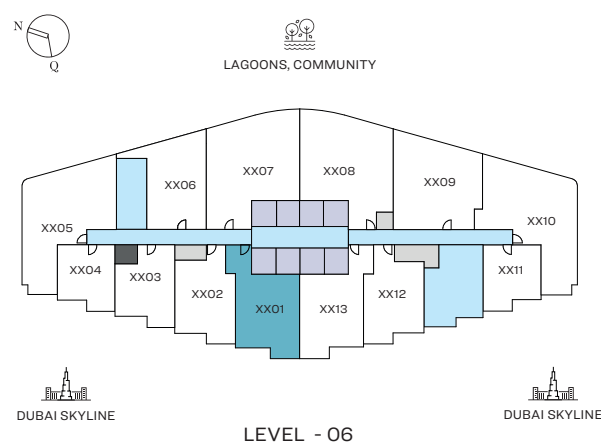
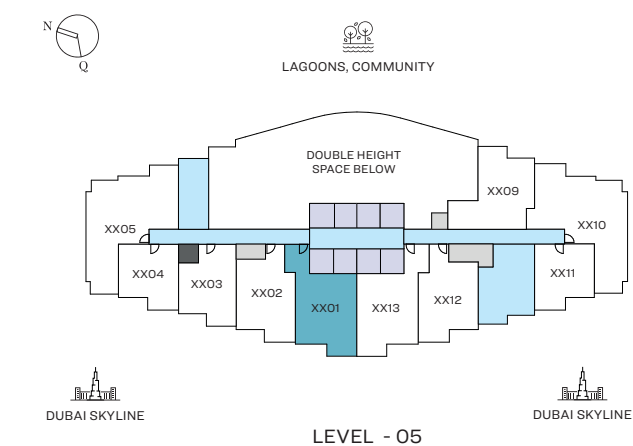
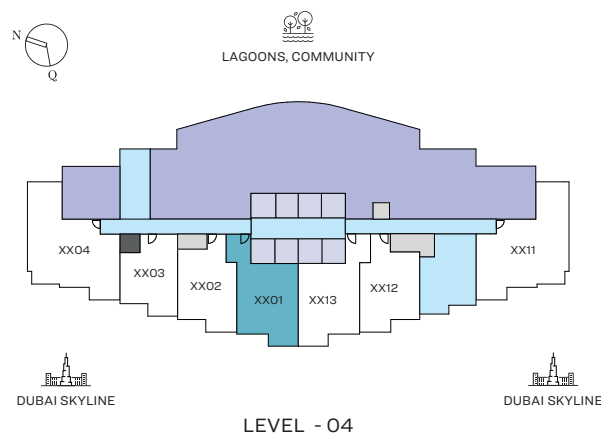
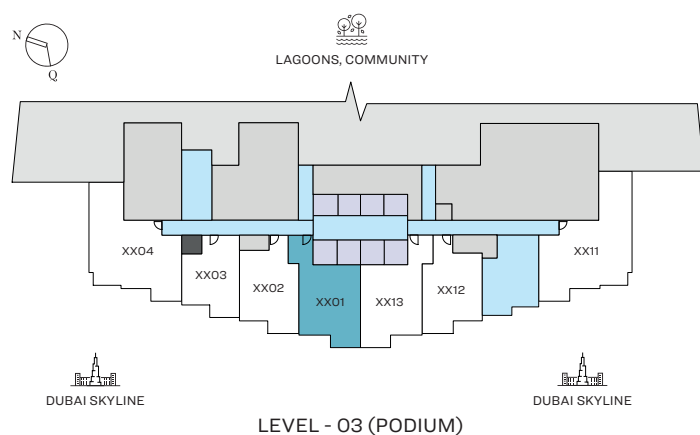
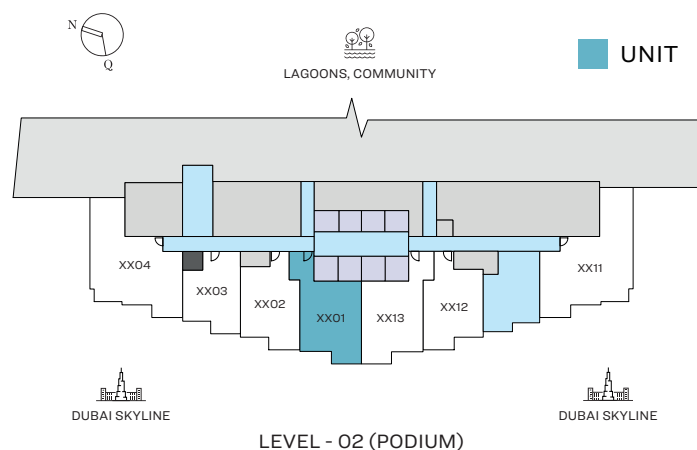
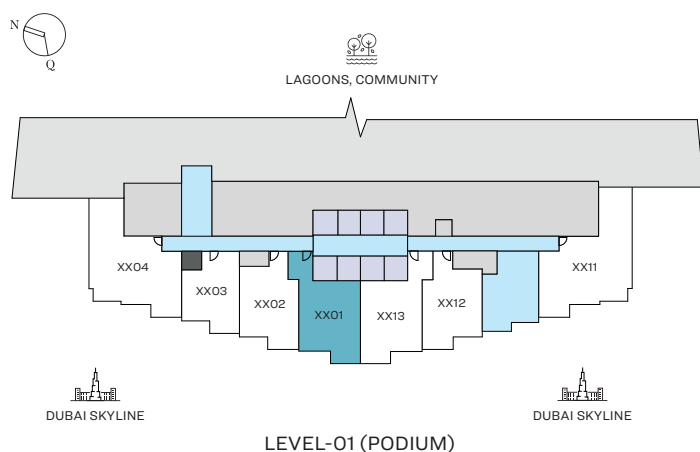
TYPE A (with study room + balcony)

## TOTAL SALEABLE AREA

SUITE = 785.55 SQ.FT.

BALCONY = 56.19 SQ.FT.

TOTAL = 841.74 SQ.FT.



List of unit numbers with this unit plan:

## VIEWS

### Park View

101, 201, 301, 401, 501, 601

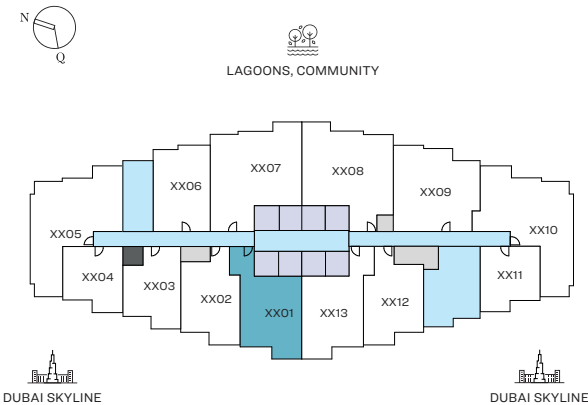
### Dubai Skyline

701, 801, 901, 1001, 1101, 1201, 1301, 1401, 1501, 1601, 1701, 1801, 2001, 2201, 2301, 2401, 2501, 2601, 2701, 2801, 2901, 3001, 3101, 3201, 3301, 3601, 3701, 3801, 3901, 4001, 4101, 4201, 4301, 4401, 4501, 4601, 4801, 5001, 5101, 5201, 5301, 5401, 5501, 5601, 5701, 5801, 5901, 6001, 6101

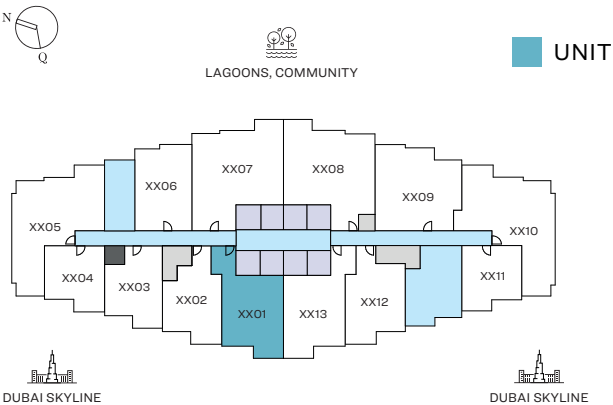
Disclaimer: 1. All dimensions are in metric, measured to wall finishes. 2. All materials, dimensions & drawings are approximate. 3. Information is subject to change without notice, at developer's absolute discretion. 4. Actual area may vary from the stated area. 5. Drawing are not to scale. 6. All images used are for illustrative purpose only and do not represent the actual size, features, specifications, fittings and furnishings. 7. The developer reserves the right to make revisions/ alterations, at its absolute discretion, without any liability whatsoever.

1.5 BEDROOM APARTMENT  
TYPE A (with study room + balcony)

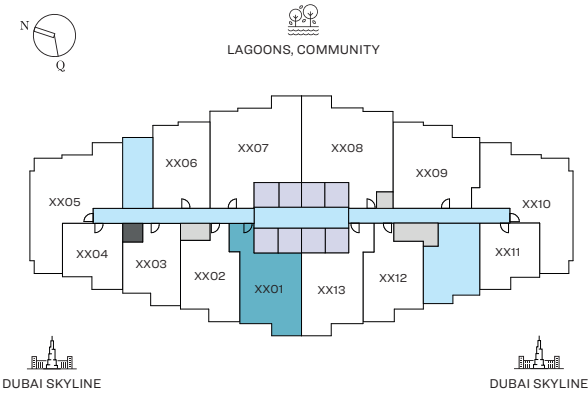
TOTAL SALEABLE AREA  
SUITE = 785.55 SQ.FT.  
BALCONY = 56.19 SQ.FT.  
TOTAL = 841.74 SQ.FT.



LEVEL - 07, 08, 10-13, 15-18, 22-27, 30-33, 36-38,  
40, 41, 43-46, 50-55, 57, 58, 60, 61



LEVEL - 09, 29, 39 & 59



LEVEL - 14, 28, 42 & 56



LEVEL - 20 & 48

List of unit numbers with this unit plan:

VIEWS

Park View

101, 201, 301, 401, 501, 601

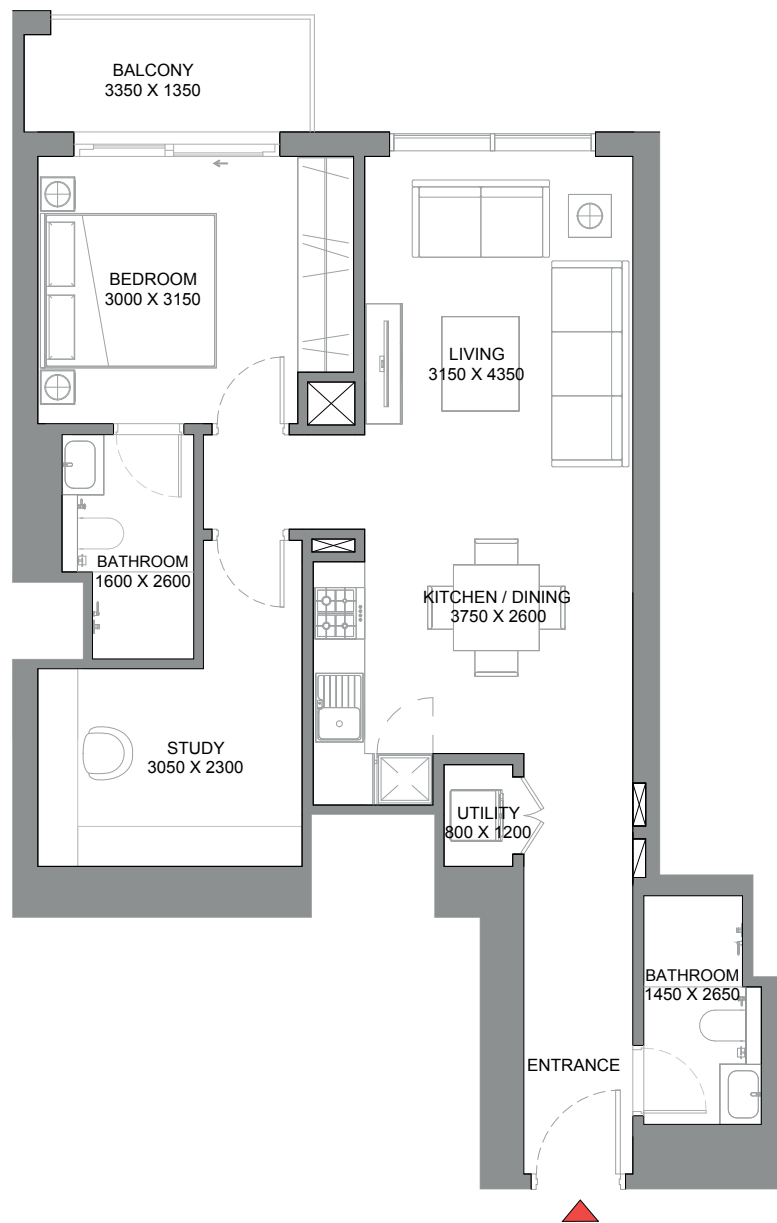
Dubai Skyline

701, 801, 901, 1001, 1101, 1201, 1301, 1401, 1501, 1601, 1701, 1801, 2001, 2201, 2301, 2401, 2501, 2601, 2701, 2801, 2901, 3001, 3101, 3201, 3301, 3601, 3701, 3801, 3901, 4001, 4101, 4201, 4301, 4401, 4501, 4601, 4801, 5001, 5101, 5201, 5301, 5401, 5501, 5601, 5701, 5801, 5901, 6001, 6101

Disclaimer: 1. All dimensions are in metric, measured to wall finishes. 2. All materials, dimensions & drawings are approximate. 3. Information is subject to change without notice, at developer's absolute discretion. 4. Actual area may vary from the stated area. 5. Drawing are not to scale. 6. All images used are for illustrative purpose only and do not represent the actual size, features, specifications, fittings and furnishings. 7. The developer reserves the right to make revisions/ alterations, at its absolute discretion, without any liability whatsoever.

1.5 BEDROOM APARTMENT  
TYPE A (with study room + balcony)

TOTAL SALEABLE AREA  
SUITE = 785.55 SQ.FT.  
BALCONY = 56.19 SQ.FT.  
TOTAL = 841.74 SQ.FT.

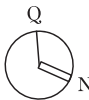


List of unit numbers with this unit plan:

VIEWS

| Park View                    | Dubai Skyline   |
|------------------------------|---|
| 101, 201, 301, 401, 501, 601 | 701, 801, 901, 1001, 1101, 1201, 1301, 1401, 1501, 1601, 1701, 1801, 2001, 2201, 2301, 2401, 2501, 2601, 2701, 2801, 2901, 3001, 3101, 3201, 3301, 3601, 3701, 3801, 3901, 4001, 4101, 4201, 4301, 4401, 4501, 4601, 4801, 5001, 5101, 5201, 5301, 5401, 5501, 5601, 5701, 5801, 5901, 6001, 6101 |

Disclaimer: 1. All dimensions are in metric, measured to wall finishes. 2. All materials, dimensions & drawings are approximate. 3. Information is subject to change without notice, at developer's absolute discretion. 4. Actual area may vary from the stated area. 5. Drawing are not to scale. 6. All images used are for illustrative purpose only and do not represent the actual size, features, specifications, fittings and furnishings. 7. The developer reserves the right to make revisions/ alterations, at its absolute discretion, without any liability whatsoever.



# 1.5 BEDROOM APARTMENT

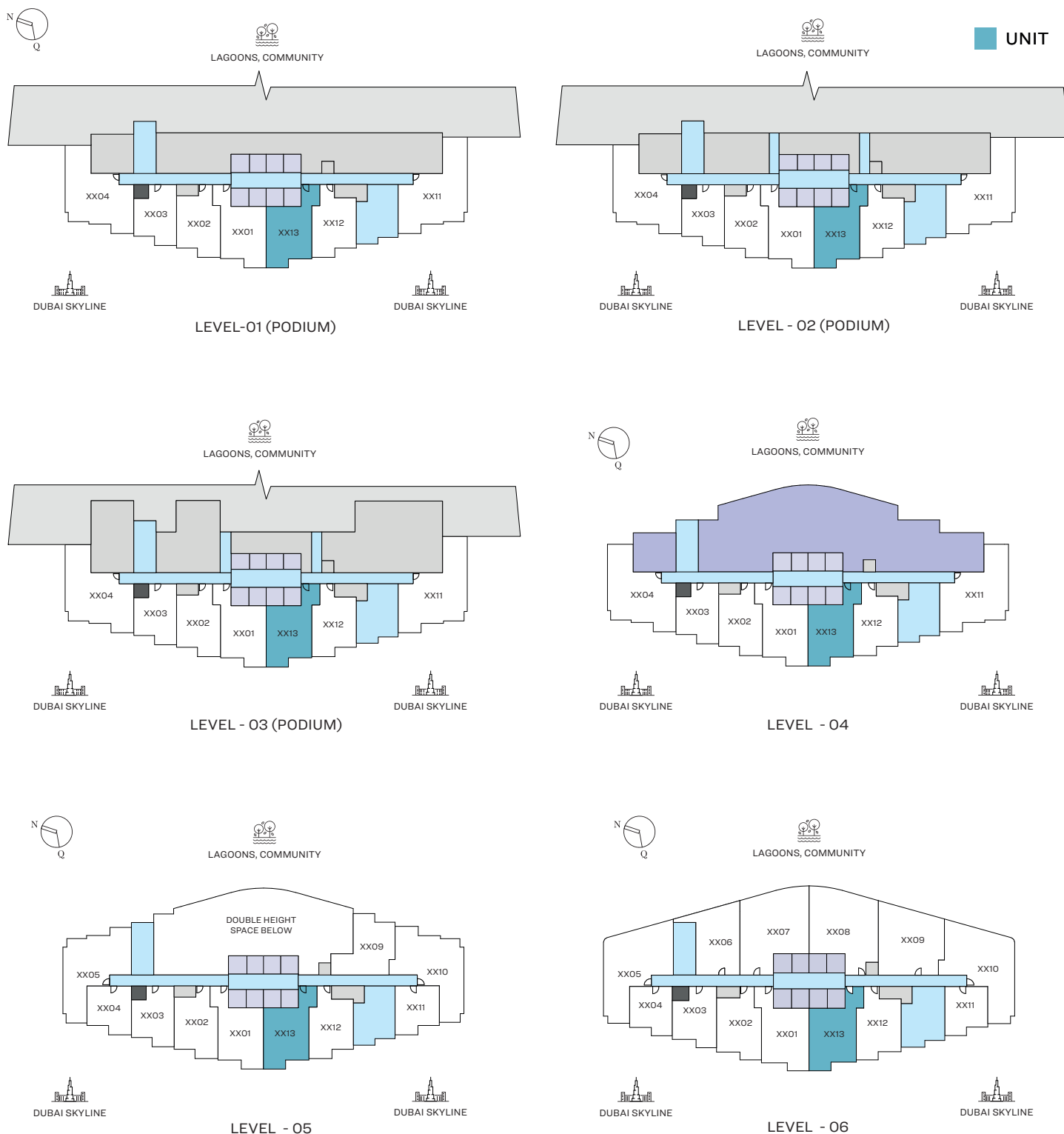
TYPE A (with study room + balcony) VARIANT 1

## TOTAL SALEABLE AREA

SUITE = 785.55 SQ.FT.

BALCONY = 56.19 SQ.FT.

TOTAL = 841.74 SQ.FT.



List of unit numbers with this unit plan:

## VIEWS

### Park View

113, 213, 313, 413, 513, 613

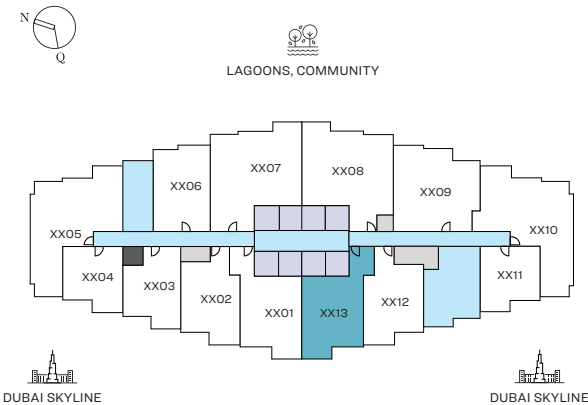
### Dubai Skyline

713, 813, 913, 1013, 1113, 1213, 1313, 1413, 1513, 1613, 1713, 1813, 2013, 2213, 2313, 2413, 2513, 2613, 2713, 2813, 2913, 3013, 3113, 3213, 3313, 3613, 3713, 3813, 3913, 4013, 4113, 4213, 4313, 4413, 4513, 4613, 4813, 5013, 5113, 5213, 5313, 5413, 5513, 5613, 5713, 5813, 5913, 6013, 6113

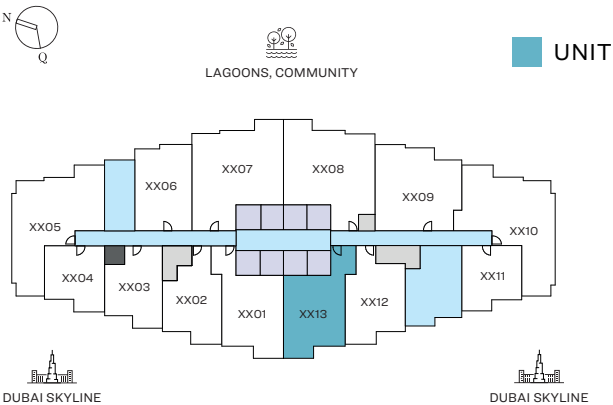
Disclaimer: 1. All dimensions are in metric, measured to wall finishes. 2. All materials, dimensions & drawings are approximate. 3. Information is subject to change without notice, at developer's absolute discretion. 4. Actual area may vary from the stated area. 5. Drawing are not to scale. 6. All images used are for illustrative purpose only and do not represent the actual size, features, specifications, fittings and furnishings. 7. The developer reserves the right to make revisions/ alterations, at its absolute discretion, without any liability whatsoever.

1.5 BEDROOM APARTMENT  
TYPE A (with study room + balcony) VARIANT 1

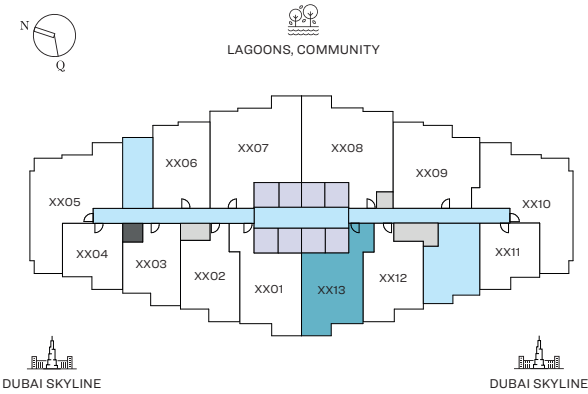
TOTAL SALEABLE AREA  
SUITE = 785.55 SQ.FT.  
BALCONY = 56.19 SQ.FT.  
TOTAL = 841.74 SQ.FT.



LEVEL - 07, 08, 10-13, 15-18, 22-27, 30-33, 36-38,  
40, 41, 43-46, 50-55, 57, 58, 60, 61



LEVEL - 09, 29, 39 & 59



LEVEL - 14, 28, 42 & 56



LEVEL - 20 & 48

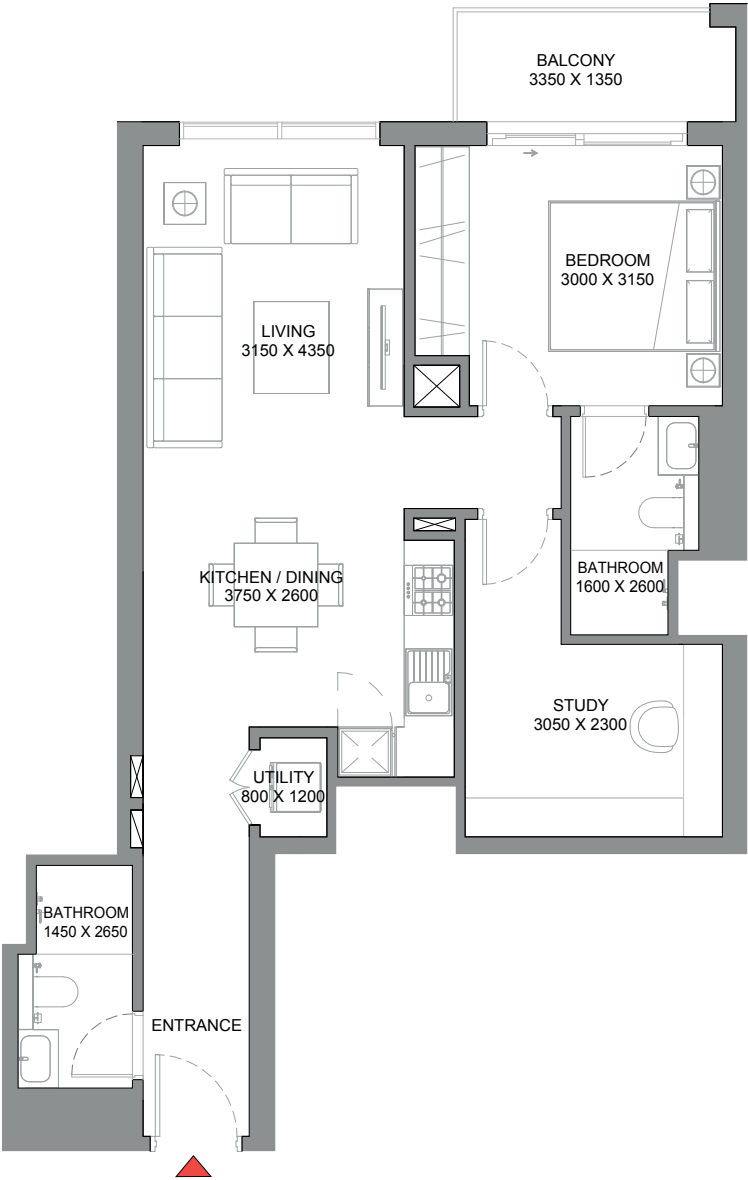
List of unit numbers with this unit plan:

| Views | Park View                    | Dubai Skyline   |
|-------|------------------------------|---|
|       | 113, 213, 313, 413, 513, 613 | 713, 813, 913, 1013, 1113, 1213, 1313, 1413, 1513, 1613, 1713, 1813, 2013, 2213, 2313, 2413, 2513, 2613, 2713, 2813, 2913, 3013, 3113, 3213, 3313, 3613, 3713, 3813, 3913, 4013, 4113, 4213, 4313, 4413, 4513, 4613, 4813, 5013, 5113, 5213, 5313, 5413, 5513, 5613, 5713, 5813, 5913, 6013, 6113 |

Disclaimer: 1. All dimensions are in metric, measured to wall finishes. 2. All materials, dimensions & drawings are approximate. 3. Information is subject to change without notice, at developer's absolute discretion. 4. Actual area may vary from the stated area. 5. Drawing are not to scale. 6. All images used are for illustrative purpose only and do not represent the actual size, features, specifications, fittings and furnishings. 7. The developer reserves the right to make revisions/ alterations, at its absolute discretion, without any liability whatsoever.

1.5 BEDROOM APARTMENT  
TYPE A (with study room + balcony) VARIANT 1

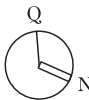
TOTAL SALEABLE AREA  
SUITE = 785.55 SQ.FT.  
BALCONY = 56.19 SQ.FT.  
TOTAL = 841.74 SQ.FT.



List of unit numbers with this unit plan:

| VIEWS                        |   |
|------------------------------|---|
| Park View                    | Dubai Skyline   |
| 113, 213, 313, 413, 513, 613 | 713, 813, 913, 1013, 1113, 1213, 1313, 1413, 1513, 1613, 1713, 1813, 2013, 2213, 2313, 2413, 2513, 2613, 2713, 2813, 2913, 3013, 3113, 3213, 3313, 3613, 3713, 3813, 3913, 4013, 4113, 4213, 4313, 4413, 4513, 4613, 4813, 5013, 5113, 5213, 5313, 5413, 5513, 5613, 5713, 5813, 5913, 6013, 6113 |

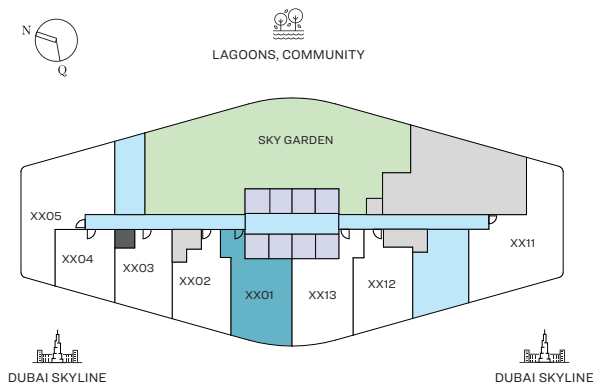
Disclaimer: 1. All dimensions are in metric, measured to wall finishes. 2. All materials, dimensions & drawings are approximate. 3. Information is subject to change without notice, at developer's absolute discretion. 4. Actual area may vary from the stated area. 5. Drawing are not to scale. 6. All images used are for illustrative purpose only and do not represent the actual size, features, specifications, fittings and furnishings. 7. The developer reserves the right to make revisions/ alterations, at its absolute discretion, without any liability whatsoever.



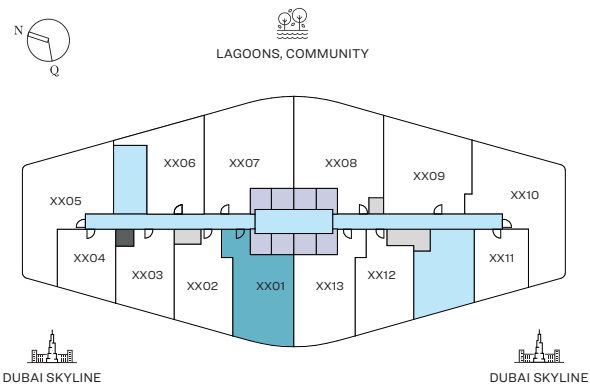
1.5 BEDROOM APARTMENT  
TYPE A (with powder room, study room + balcony) VARIANT 2

TOTAL SALEABLE AREA  
SUITE = 785.55 SQ.FT.  
BALCONY = 150.05 SQ.FT.  
TOTAL = 935.60 SQ.FT.

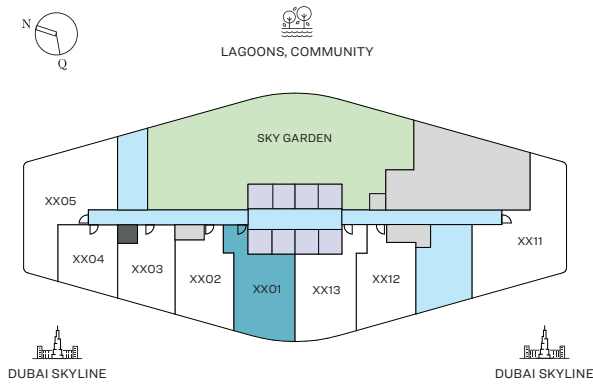
UNIT



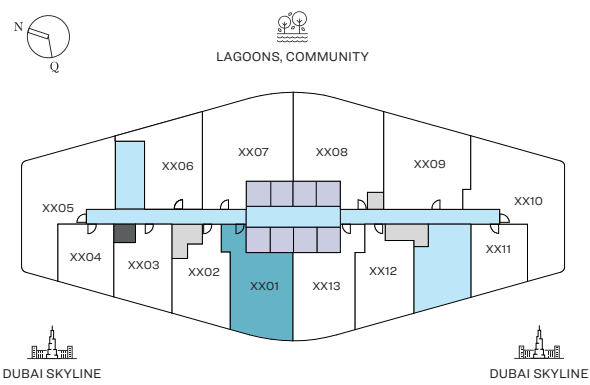
LEVEL - 19



LEVEL - 21 & 35



LEVEL - 47



LEVEL - 49

List of unit numbers with this unit plan:

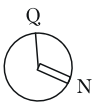
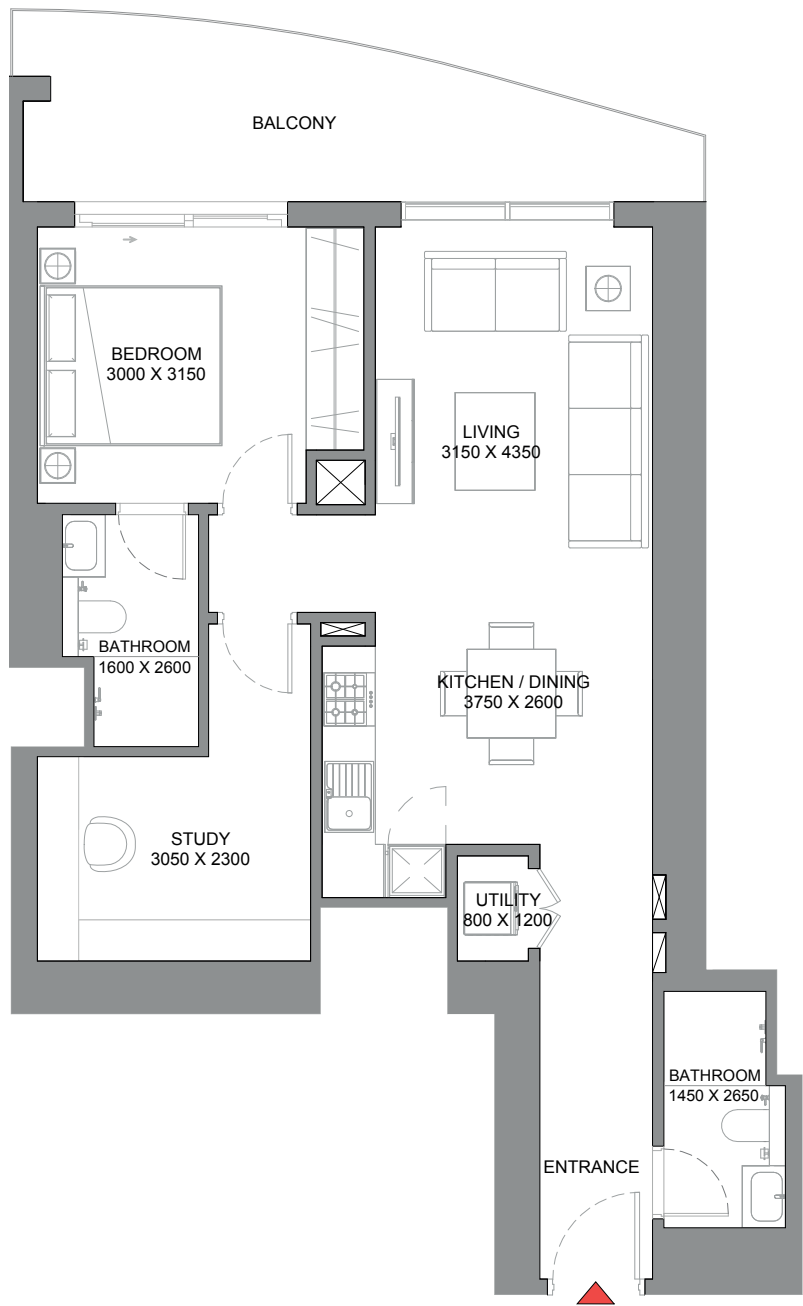
VIEWS

Dubai Skyline  
1901, 2101, 3501, 4701, 4901

Disclaimer: 1. All dimensions are in metric, measured to wall finishes. 2. All materials, dimensions & drawings are approximate. 3. Information is subject to change without notice, at developer's absolute discretion. 4. Actual area may vary from the stated area. 5. Drawing are not to scale. 6. All images used are for illustrative purpose only and do not represent the actual size, features, specifications, fittings and furnishings. 7. The developer reserves the right to make revisions/ alterations, at its absolute discretion, without any liability whatsoever.

1.5 BEDROOM APARTMENT  
TYPE A (with powder room, study room + balcony) VARIANT 2

TOTAL SALEABLE AREA  
SUITE = 785.55 SQ.FT.  
BALCONY = 150.05 SQ.FT.  
TOTAL = 935.60 SQ.FT.



List of unit numbers with this unit plan:

VIEWS

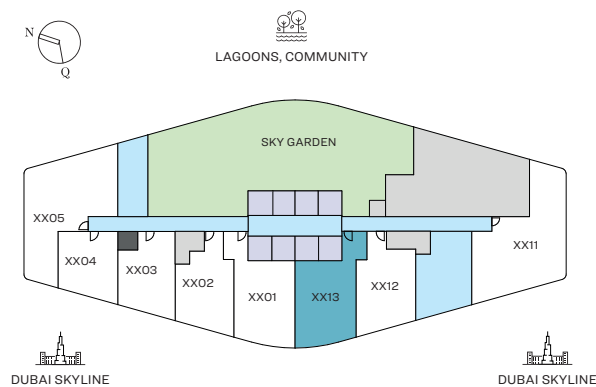
Dubai Skyline  
1901, 2101, 3501, 4701, 4901

Disclaimer: 1. All dimensions are in metric, measured to wall finishes. 2. All materials, dimensions & drawings are approximate. 3. Information is subject to change without notice, at developer's absolute discretion. 4. Actual area may vary from the stated area. 5. Drawing are not to scale. 6. All images used are for illustrative purpose only and do not represent the actual size, features, specifications, fittings and furnishings. 7. The developer reserves the right to make revisions/ alterations, at its absolute discretion, without any liability whatsoever.

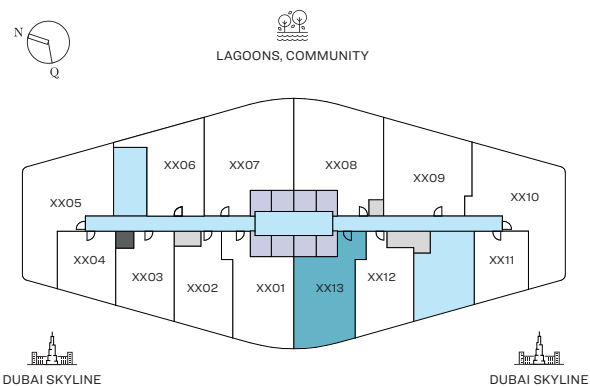
1.5 BEDROOM APARTMENT  
TYPE A (with powder room, study room + balcony) VARIANT 3

TOTAL SALEABLE AREA  
SUITE = 785.55 SQ.FT.  
BALCONY = 150.26 SQ.FT.  
TOTAL = 935.81 SQ.FT.

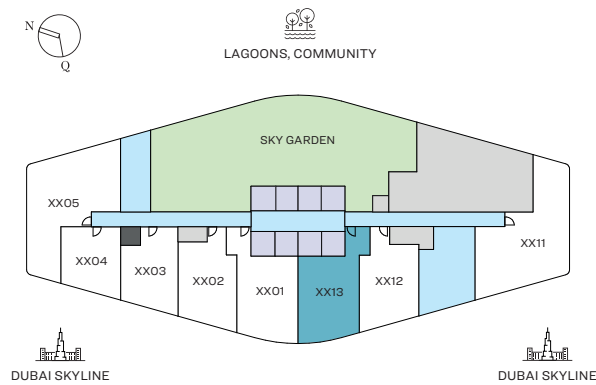
UNIT



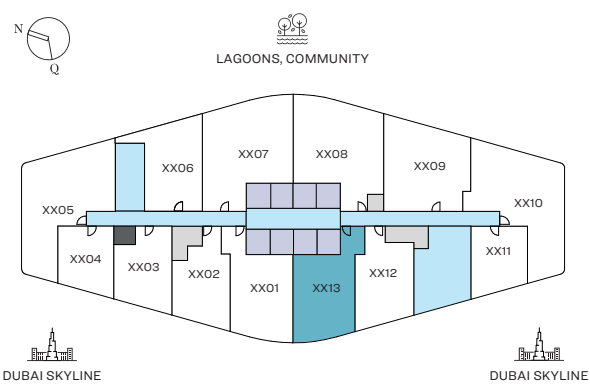
LEVEL - 19



LEVEL - 21 & 35



LEVEL - 47



LEVEL - 49

List of unit numbers with this unit plan:

VIEWS

Dubai Skyline  
1913, 2113, 3513, 4713, 4913

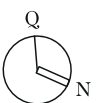
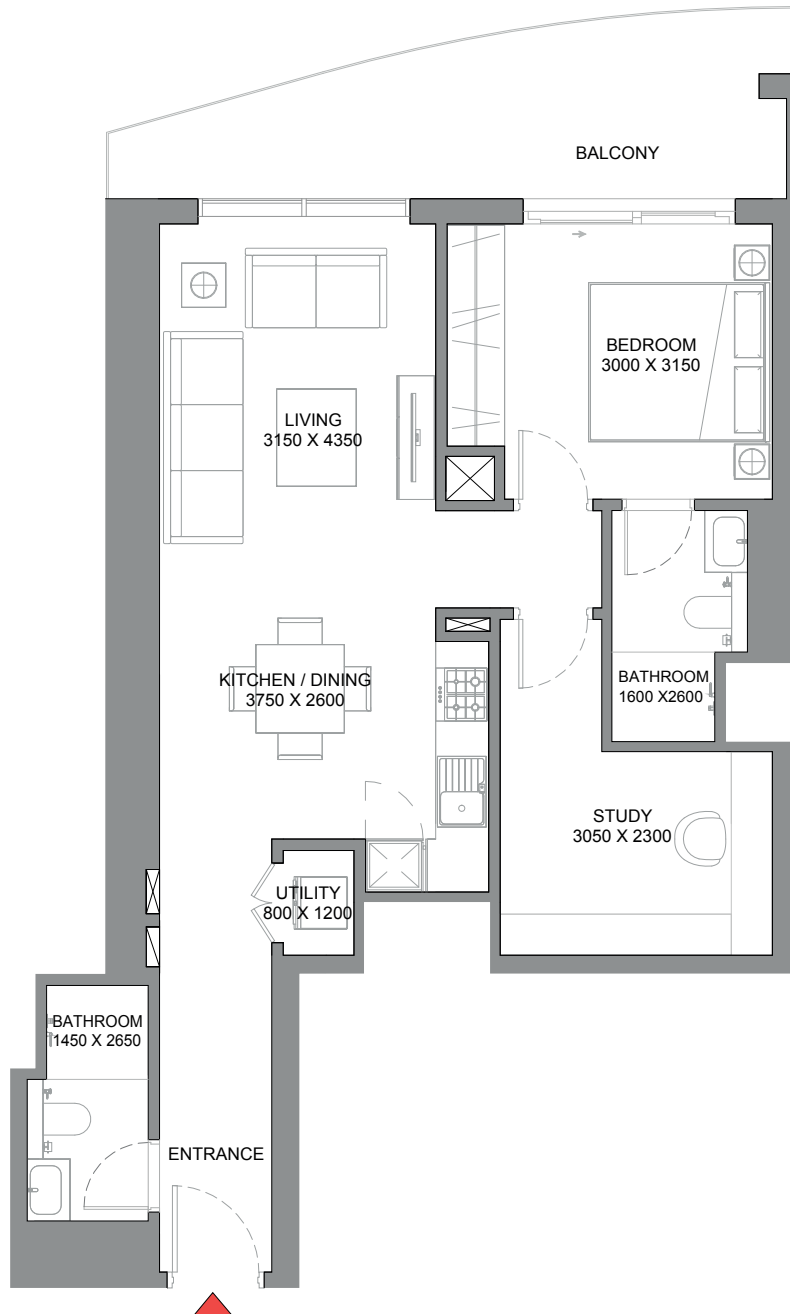
Disclaimer: 1. All dimensions are in metric, measured to wall finishes. 2. All materials, dimensions & drawings are approximate. 3. Information is subject to change without notice, at developer's absolute discretion. 4. Actual area may vary from the stated area. 5. Drawing are not to scale. 6. All images used are for illustrative purpose only and do not represent the actual size, features, specifications, fittings and furnishings. 7. The developer reserves the right to make revisions/ alterations, at its absolute discretion, without any liability whatsoever.

## 1.5 BEDROOM APARTMENT

TYPE A (with powder room, study room + balcony) VARIANT 3

### TOTAL SALEABLE AREA

SUITE = 785.55 SQ.FT.  
BALCONY = 150.26 SQ.FT.  
TOTAL = 935.81 SQ.FT.



List of unit numbers with this unit plan:

### VIEWS

Dubai Skyline

1913, 2113, 3513, 4713, 4913

Disclaimer: 1. All dimensions are in metric, measured to wall finishes. 2. All materials, dimensions & drawings are approximate. 3. Information is subject to change without notice, at developer's absolute discretion. 4. Actual area may vary from the stated area. 5. Drawing are not to scale. 6. All images used are for illustrative purpose only and do not represent the actual size, features, specifications, fittings and furnishings. 7. The developer reserves the right to make revisions/ alterations, at its absolute discretion, without any liability whatsoever.

# 1.5 BEDROOM APARTMENT

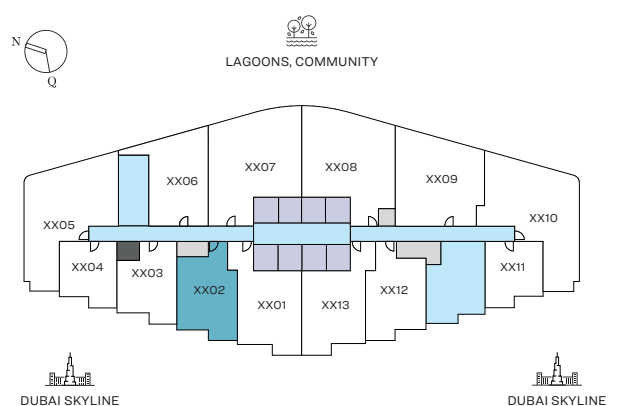
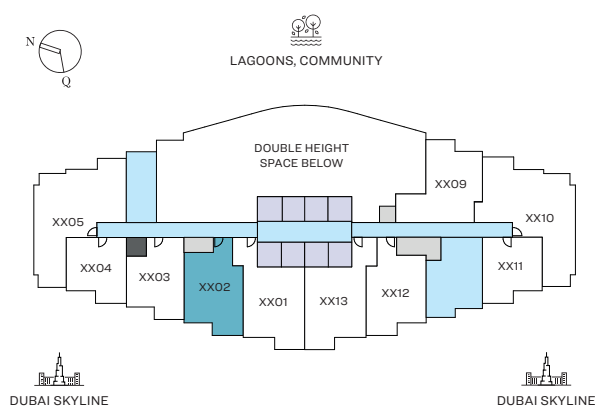
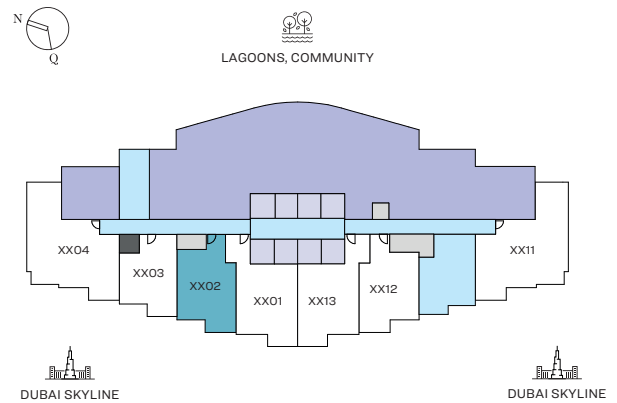
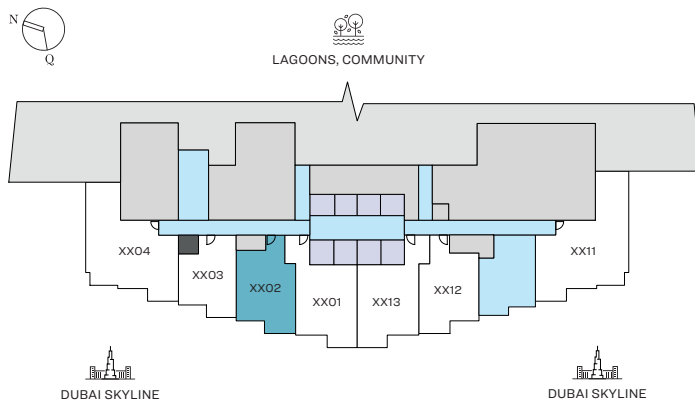
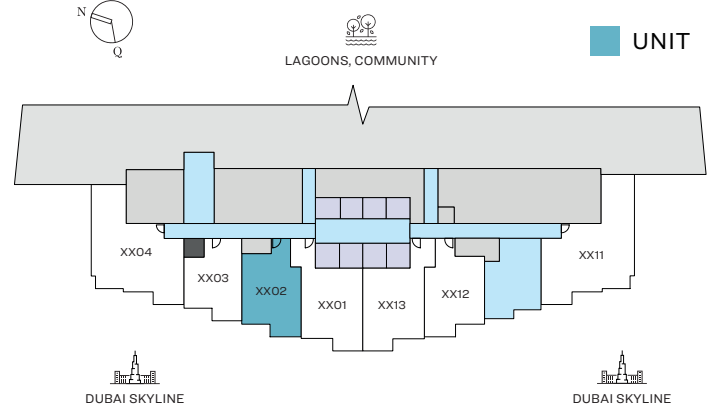
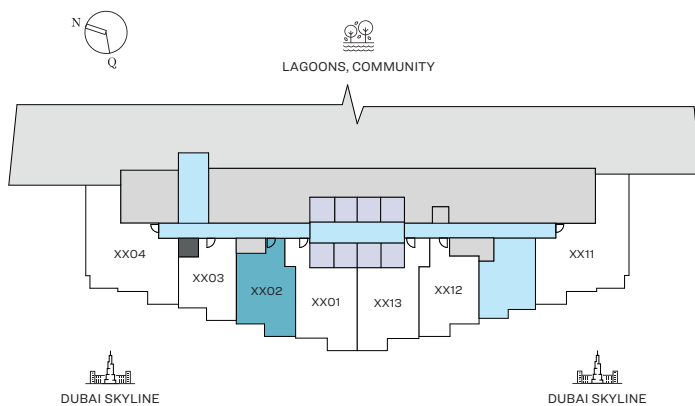
TYPE B (with study room + balcony)

## TOTAL SALEABLE AREA

SUITE = 659.40 SQ.FT.

BALCONY = 59.42 SQ.FT.

TOTAL = 718.82 SQ.FT.



List of unit numbers with this unit plan:

## VIEWS

### Park View

102, 202, 302, 402, 502, 602

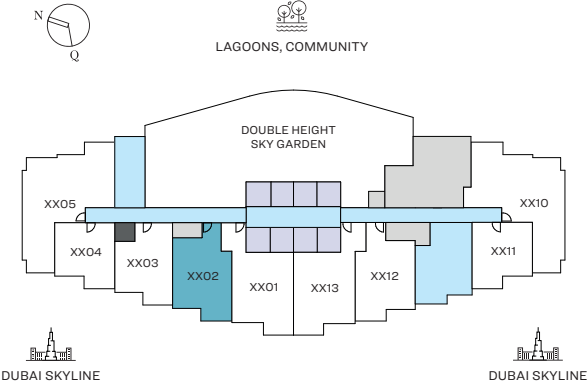
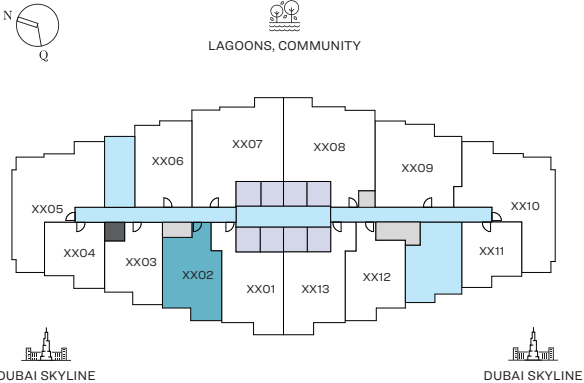
### Dubai Skyline

702, 802, 1002, 1102, 1202, 1302, 1502, 1602, 1702, 1802, 2002, 2202, 2302, 2402, 2502, 2602, 2702, 3002, 3102, 3202, 3302, 3602, 3702, 3802, 4002, 4102, 4302, 4402, 4502, 4602, 4802, 5002, 5102, 5202, 5302, 5402, 5502, 5702, 5802, 6002, 6102

Disclaimer: 1. All dimensions are in metric, measured to wall finishes. 2. All materials, dimensions & drawings are approximate. 3. Information is subject to change without notice, at developer's absolute discretion. 4. Actual area may vary from the stated area. 5. Drawing are not to scale. 6. All images used are for illustrative purpose only and do not represent the actual size, features, specifications, fittings and furnishings. 7. The developer reserves the right to make revisions/ alterations, at its absolute discretion, without any liability whatsoever.

1.5 BEDROOM APARTMENT  
TYPE B (with study room + balcony)

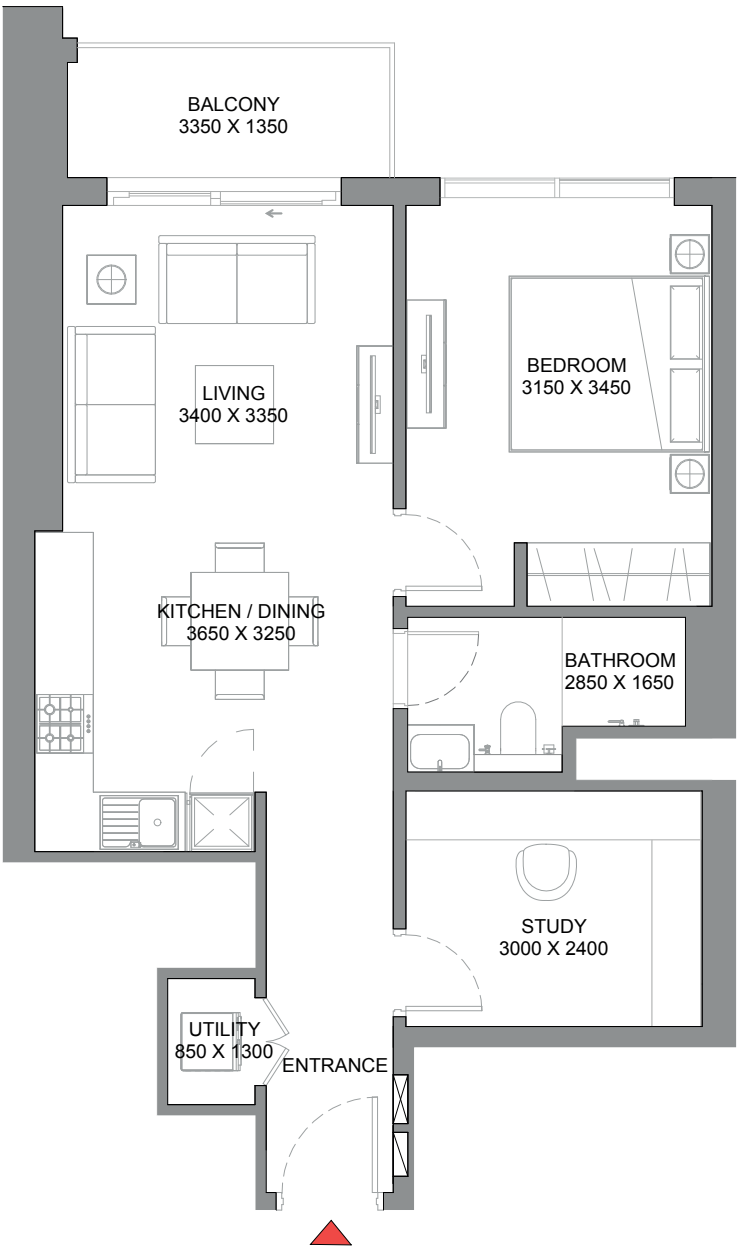
TOTAL SALEABLE AREA  
SUITE = 659.40 SQ.FT.  
BALCONY = 59.42 SQ.FT.  
TOTAL = 718.82 SQ.FT.



UNIT

LEVEL - 07, 08, 10-13, 15-18, 22-27, 30-33, 36-38,  
40, 41, 43-46, 50-55, 57, 58, 60, 61

LEVEL - 20 & 48



List of unit numbers with this unit plan:

VIEWS

Park View  
102, 202, 302, 402, 502, 602

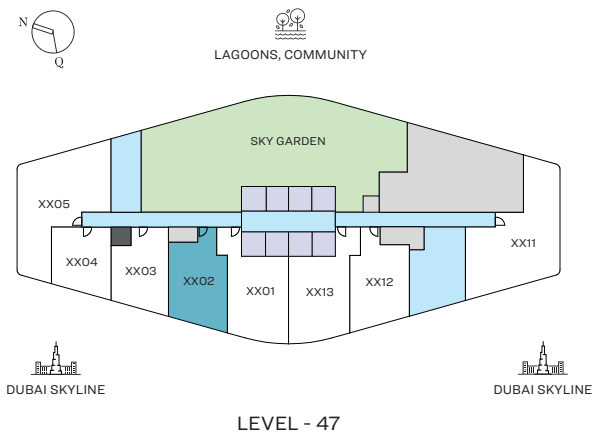
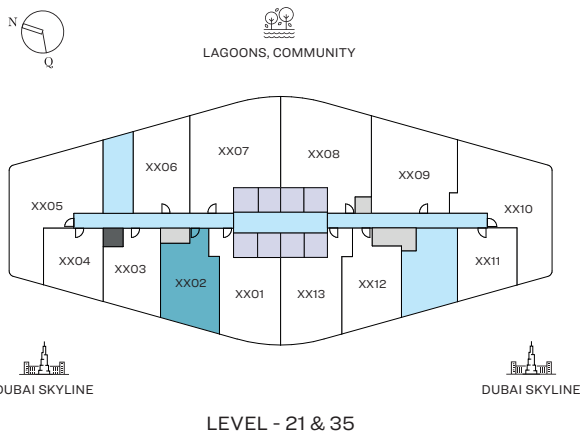
Dubai Skyline  
702, 802, 1002, 1102, 1202, 1302, 1502, 1602, 1702, 1802, 2002, 2202, 2302, 2402, 2502, 2602, 2702, 3002, 3102, 3202, 3302, 3602, 3702, 3802, 4002, 4102, 4302, 4402, 4502, 4602, 4802, 5002, 5102, 5202, 5302, 5402, 5502, 5702, 5802, 6002, 6102

Disclaimer: 1. All dimensions are in metric, measured to wall finishes. 2. All materials, dimensions & drawings are approximate. 3. Information is subject to change without notice, at developer's absolute discretion. 4. Actual area may vary from the stated area. 5. Drawing are not to scale. 6. All images used are for illustrative purpose only and do not represent the actual size, features, specifications, fittings and furnishings. 7. The developer reserves the right to make revisions/ alterations, at its absolute discretion, without any liability whatsoever.

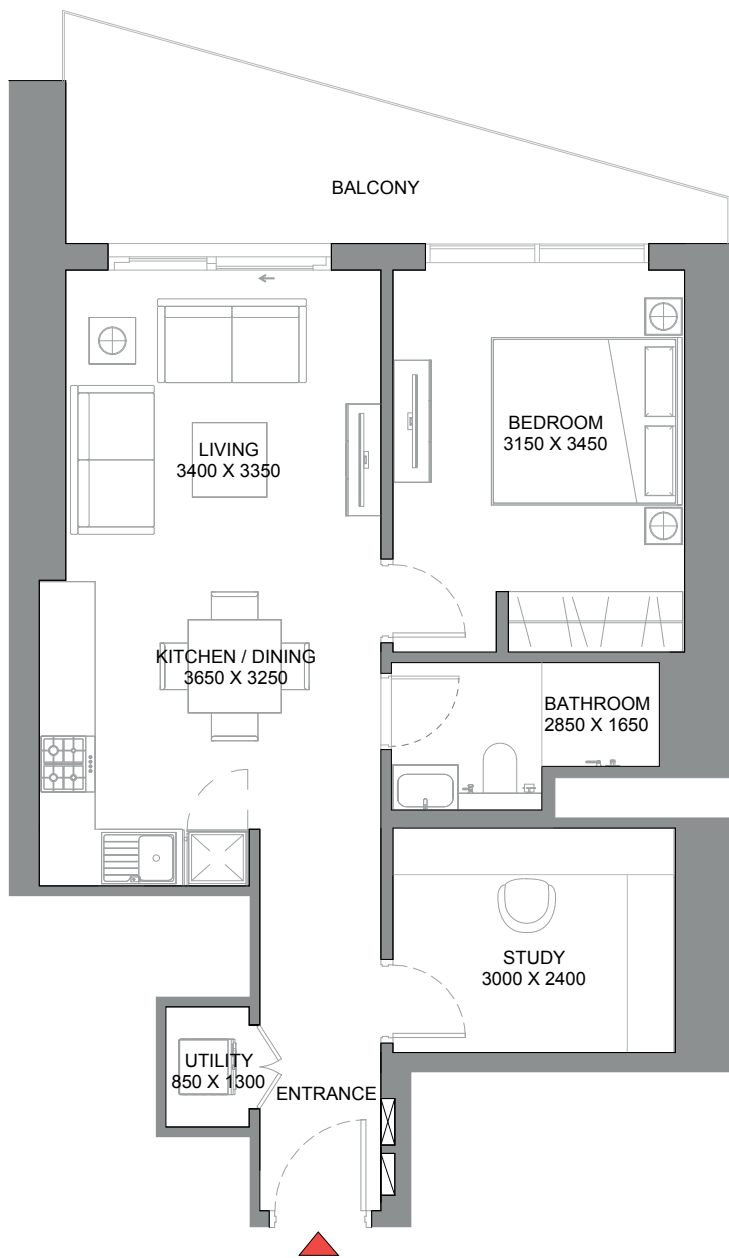
# 1.5 BEDROOM APARTMENT

## TYPE B (with study room + balcony) VARIANT 1

**TOTAL SALEABLE AREA**  
 SUITE = 659.40 SQ.FT.  
 BALCONY = 128.31 SQ.FT.  
 TOTAL = 787.71 SQ.FT.



UNIT



List of unit numbers with this unit plan:

### VIEWS

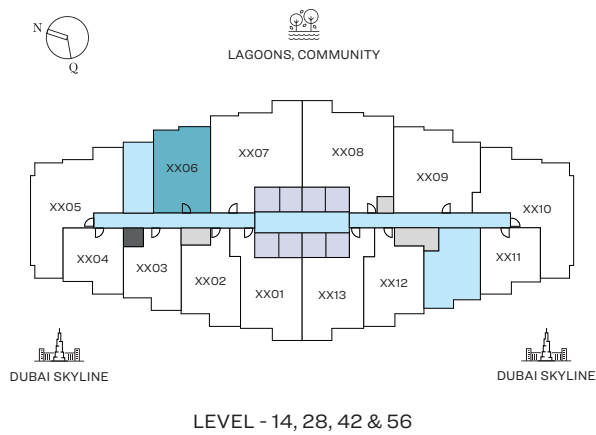
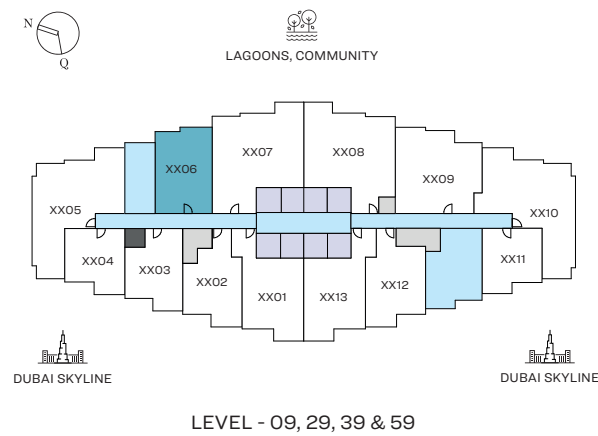
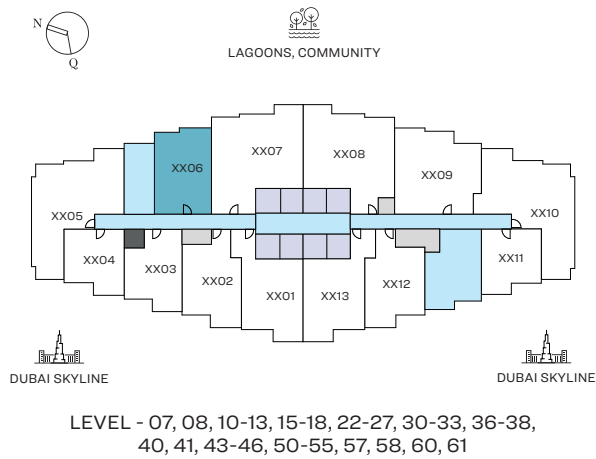
Dubai Skyline  
 2102, 3502, 4702

Disclaimer: 1. All dimensions are in metric, measured to wall finishes. 2. All materials, dimensions & drawings are approximate. 3. Information is subject to change without notice, at developer's absolute discretion. 4. Actual area may vary from the stated area. 5. Drawing are not to scale. 6. All images used are for illustrative purpose only and do not represent the actual size, features, specifications, fittings and furnishings. 7. The developer reserves the right to make revisions/ alterations, at its absolute discretion, without any liability whatsoever.

1.5 BEDROOM APARTMENT  
TYPE C (with powder and study room + balcony)

TOTAL SALEABLE AREA  
SUITE = 665.10 SQ.FT.  
BALCONY = 56.83 SQ.FT.  
TOTAL = 721.93 SQ.FT.

UNIT



List of unit numbers with this unit plan:

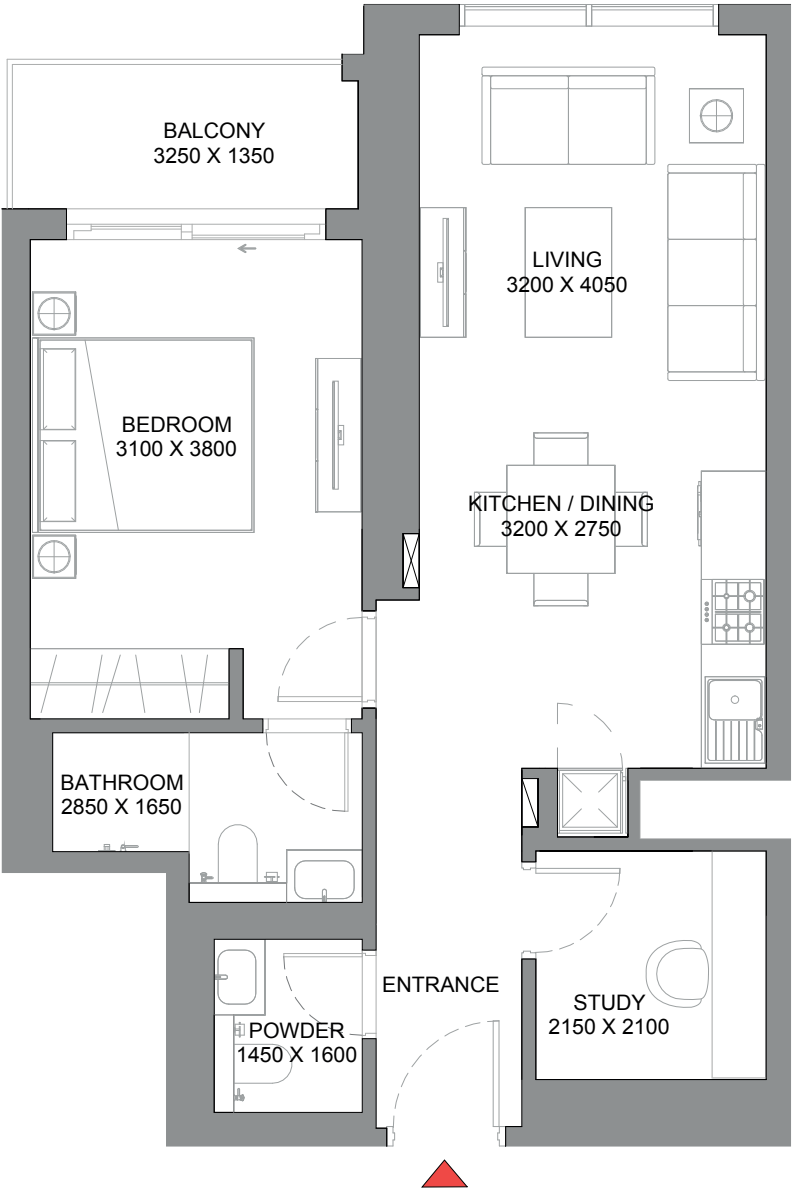
VIEWS

Lagoons, Community  
706, 806, 906, 1006, 1106, 1206, 1306, 1406, 1506, 1606, 1706, 1806, 2206, 2306, 2406, 2506, 2606, 2706, 2806, 2906, 3006, 3106, 3206, 3306, 3606, 3706, 3806, 3906, 4006, 4106, 4206, 4306, 4406, 4506, 4606, 5006, 5106, 5206, 5306, 5406, 5506, 5606, 5706, 5806, 5906, 6006, 6106

Disclaimer: 1. All dimensions are in metric, measured to wall finishes. 2. All materials, dimensions & drawings are approximate. 3. Information is subject to change without notice, at developer's absolute discretion. 4. Actual area may vary from the stated area. 5. Drawing are not to scale. 6. All images used are for illustrative purpose only and do not represent the actual size, features, specifications, fittings and furnishings. 7. The developer reserves the right to make revisions/ alterations, at its absolute discretion, without any liability whatsoever.

1.5 BEDROOM APARTMENT  
TYPE C (with powder and study room + balcony)

TOTAL SALEABLE AREA  
SUITE = 665.10 SQ.FT.  
BALCONY = 56.83 SQ.FT.  
TOTAL = 721.93 SQ.FT.



List of unit numbers with this unit plan:

VIEWS

Lagoons, Community

706, 806, 906, 1006, 1106, 1206, 1306, 1406, 1506, 1606, 1706, 1806, 2206, 2306, 2406, 2506, 2606, 2706, 2806, 2906, 3006, 3106, 3206, 3306, 3606, 3706, 3806, 3906, 4006, 4106, 4206, 4306, 4406, 4506, 4606, 5006, 5106, 5206, 5306, 5406, 5506, 5606, 5706, 5806, 5906, 6006, 6106

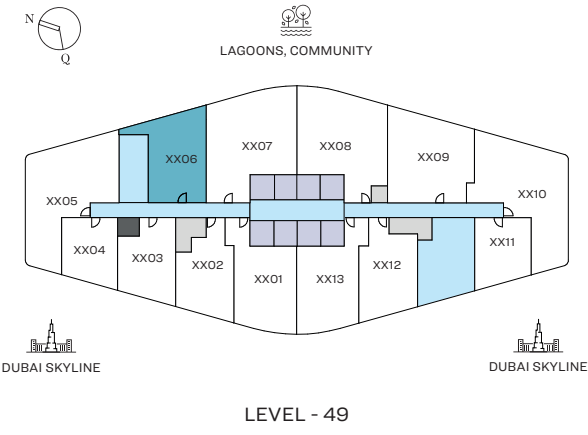
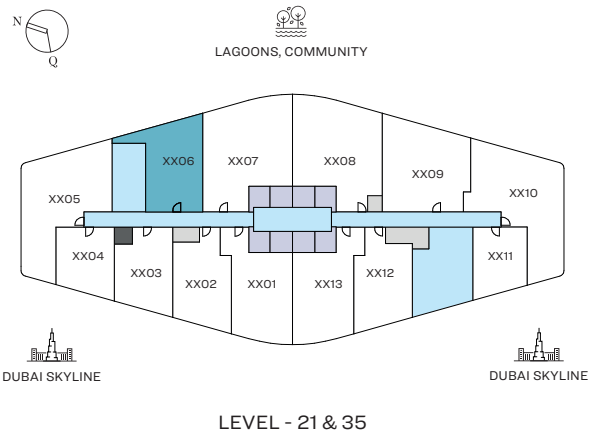
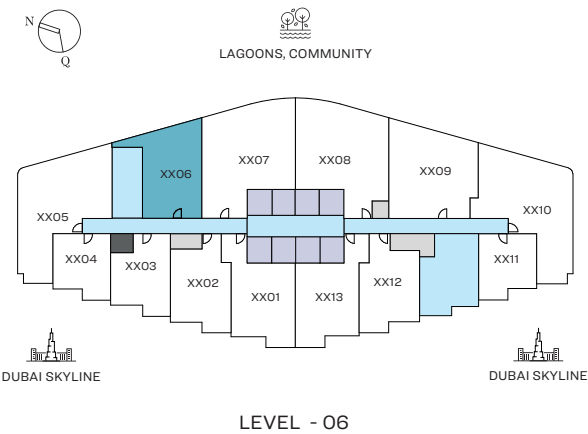
Disclaimer: 1. All dimensions are in metric, measured to wall finishes. 2. All materials, dimensions & drawings are approximate. 3. Information is subject to change without notice, at developer's absolute discretion. 4. Actual area may vary from the stated area. 5. Drawing are not to scale. 6. All images used are for illustrative purpose only and do not represent the actual size, features, specifications, fittings and furnishings. 7. The developer reserves the right to make revisions/ alterations, at its absolute discretion, without any liability whatsoever.



1.5 BEDROOM APARTMENT  
TYPE C (with powder and study room + balcony) VARIANT 1

TOTAL SALEABLE AREA  
SUITE = 665.10 SQ.FT.  
BALCONY = 165.33 SQ.FT.  
TOTAL = 830.43 SQ.FT.

UNIT



List of unit numbers with this unit plan:

VIEWS

Lagoons Community  
606, 2106, 3506, 4906

Disclaimer: 1. All dimensions are in metric, measured to wall finishes. 2. All materials, dimensions & drawings are approximate. 3. Information is subject to change without notice, at developer's absolute discretion. 4. Actual area may vary from the stated area. 5. Drawing are not to scale. 6. All images used are for illustrative purpose only and do not represent the actual size, features, specifications, fittings and furnishings. 7. The developer reserves the right to make revisions/ alterations, at its absolute discretion, without any liability whatsoever.

1.5 BEDROOM APARTMENT

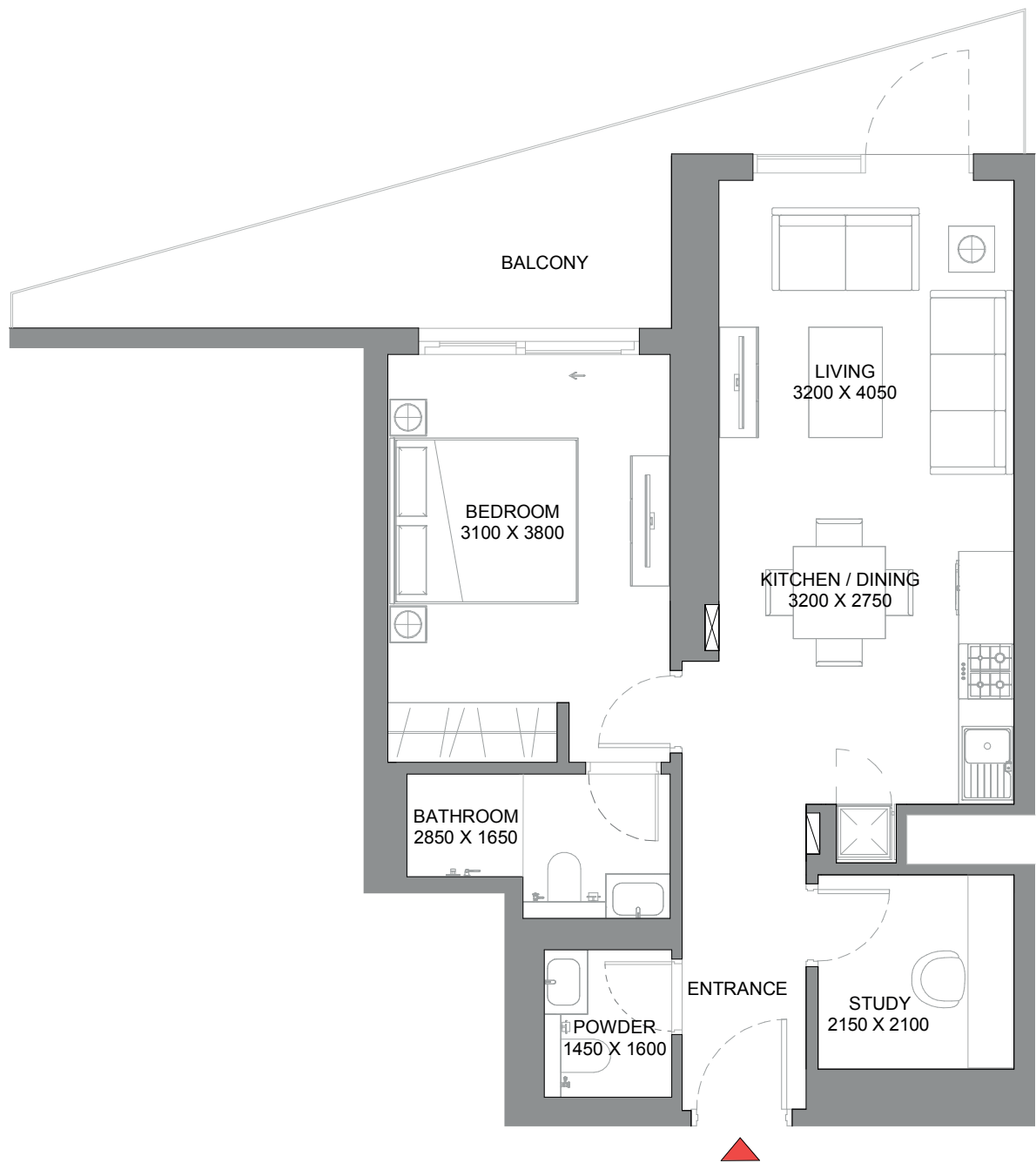
TYPE C (with powder and study room + balcony) VARIANT 1

TOTAL SALEABLE AREA

SUITE = 665.10 SQ.FT.

BALCONY = 165.33 SQ.FT.

TOTAL = 830.43 SQ.FT.



List of unit numbers with this unit plan:

VIEW S

Lagoons Community

606, 2106, 3506, 4906

Disclaimer: 1. All dimensions are in metric, measured to wall finishes. 2. All materials, dimensions & drawings are approximate. 3. Information is subject to change without notice, at developer's absolute discretion. 4. Actual area may vary from the stated area. 5. Drawing are not to scale. 6. All images used are for illustrative purpose only and do not represent the actual size, features, specifications, fittings and furnishings. 7. The developer reserves the right to make revisions/ alterations, at its absolute discretion, without any liability whatsoever.

# 1.5 BEDROOM APARTMENT

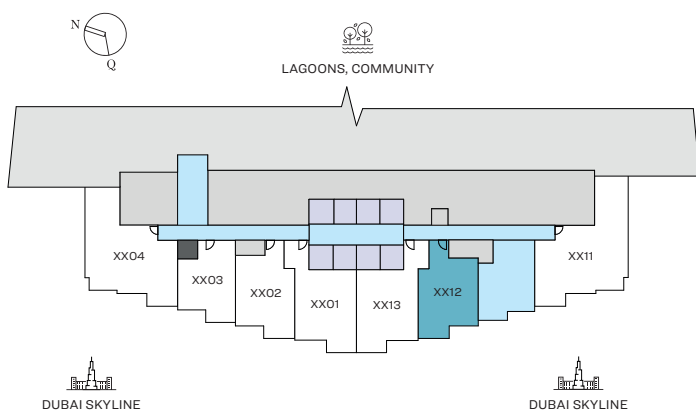
TYPE D (with study room + balcony)

## TOTAL SALEABLE AREA

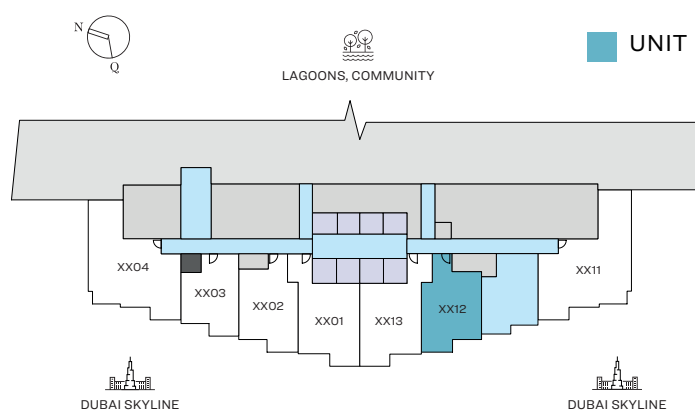
SUITE = 651.22 SQ.FT.

BALCONY = 59.31 SQ.FT.

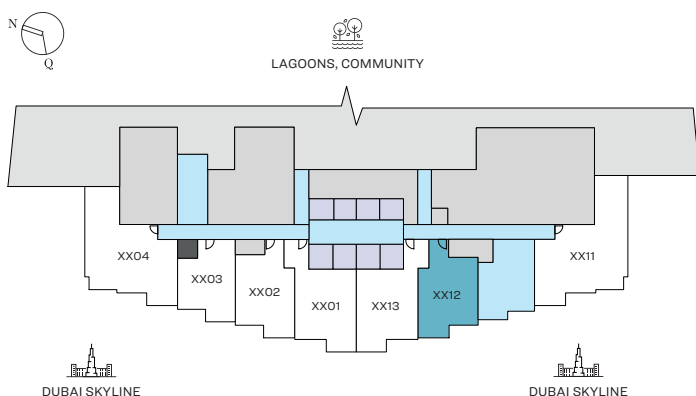
TOTAL = 710.53 SQ.FT.



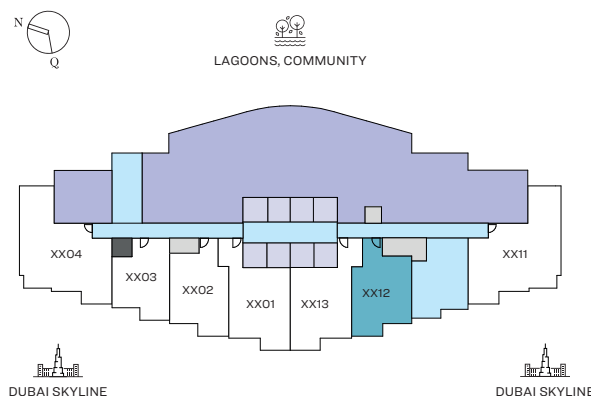
LEVEL-01 (PODIUM)



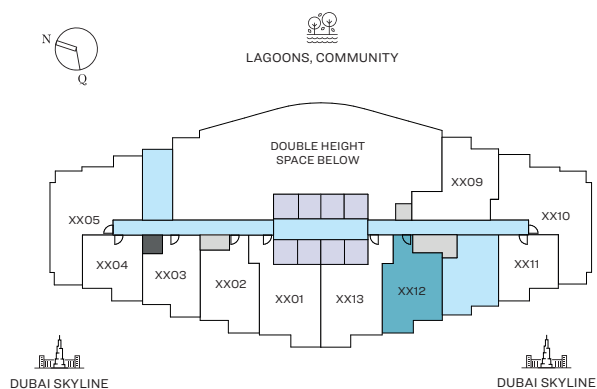
LEVEL - 02 (PODIUM)



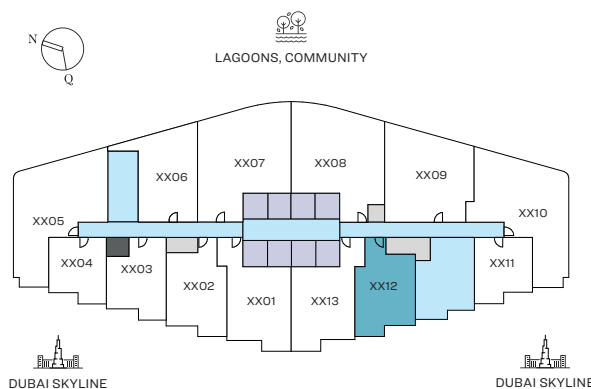
LEVEL - 03 (PODIUM)



LEVEL - 04



LEVEL - 05



LEVEL - 06

List of unit numbers with this unit plan:

## VIEWS

### Park View

112, 212, 312, 312, 412, 512, 612

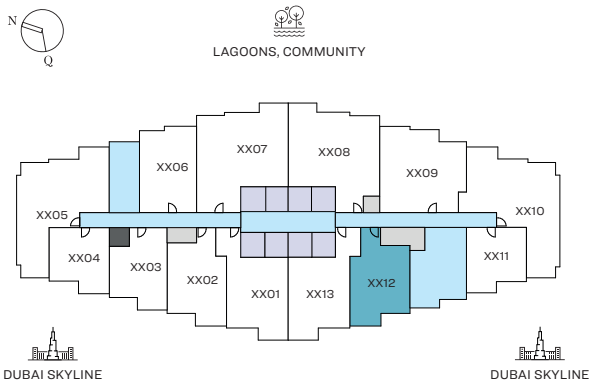
### Dubai Skyline

712, 812, 912, 1012, 1112, 1212, 1312, 1412, 1512, 1612, 1712, 1812, 2012, 2212, 2312, 2412, 2512, 2612, 2712, 2812, 2912, 3012, 3112, 3212, 3312, 3612, 3712, 3812, 3912, 4012, 4112, 4212, 4312, 4412, 4512, 4612, 4812, 5012, 5112, 5212, 5312, 5412, 5512, 5612, 5712, 5812, 5912, 6012, 6112

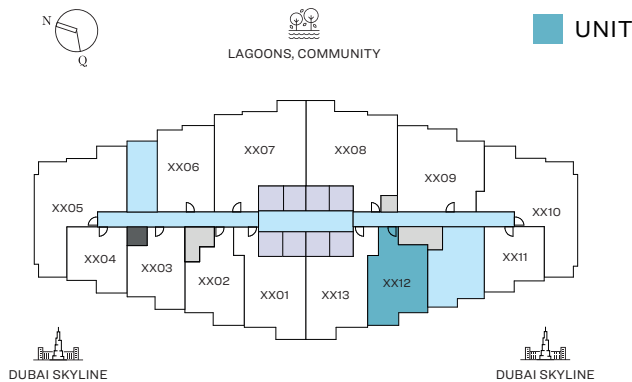
Disclaimer: 1. All dimensions are in metric, measured to wall finishes. 2. All materials, dimensions & drawings are approximate. 3. Information is subject to change without notice, at developer's absolute discretion. 4. Actual area may vary from the stated area. 5. Drawing are not to scale. 6. All images used are for illustrative purpose only and do not represent the actual size, features, specifications, fittings and furnishings. 7. The developer reserves the right to make revisions/ alterations, at its absolute discretion, without any liability whatsoever.

1.5 BEDROOM APARTMENT  
TYPE D (with study room + balcony)

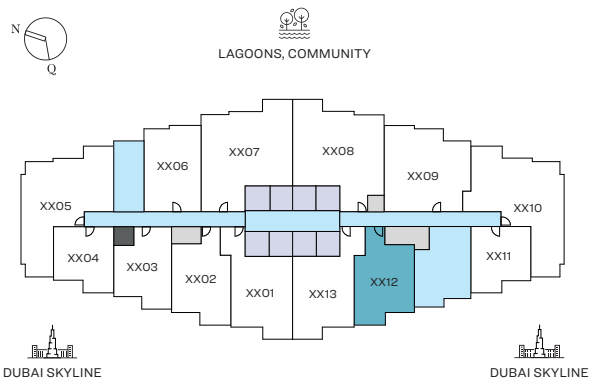
TOTAL SALEABLE AREA  
SUITE = 651.22 SQ.FT.  
BALCONY = 59.31 SQ.FT.  
TOTAL = 710.53 SQ.FT.



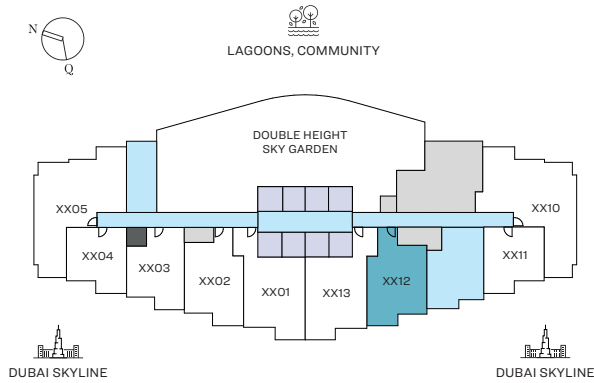
LEVEL - 07, 08, 10-13, 15-18, 22-27, 30-33, 36-38, 40, 41, 43-46, 50-55, 57, 58, 60, 61



LEVEL - 09, 29, 39 & 59



LEVEL - 14, 28, 42 & 56



LEVEL - 20 & 48

List of unit numbers with this unit plan:

VIEWS

Park View  
112, 212, 312, 312, 412, 512, 612

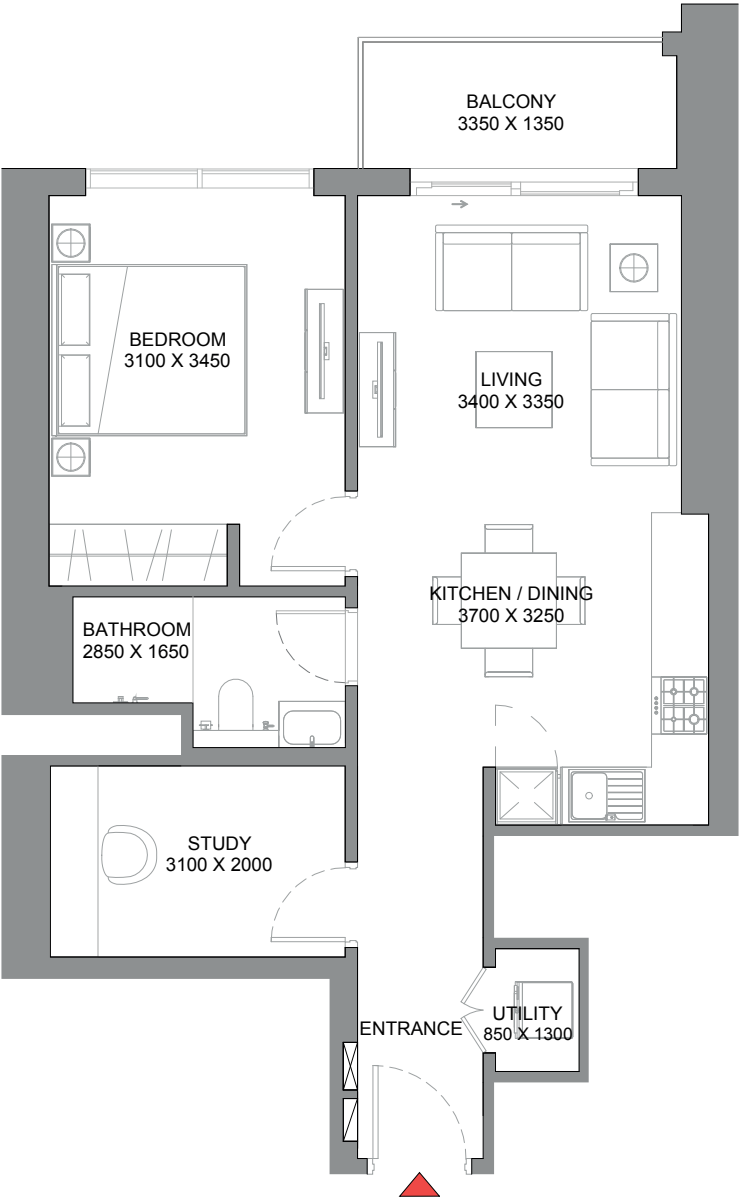
Dubai Skyline  
712, 812, 912, 1012, 1112, 1212, 1312, 1412, 1512, 1612, 1712, 1812, 2012, 2212, 2312, 2412, 2512, 2612, 2712, 2812, 2912, 3012, 3112, 3212, 3312, 3612, 3712, 3812, 3912, 4012, 4112, 4212, 4312, 4412, 4512, 4612, 4812, 5012, 5112, 5212, 5312, 5412, 5512, 5612, 5712, 5812, 5912, 6012, 6112

Disclaimer: 1. All dimensions are in metric, measured to wall finishes. 2. All materials, dimensions & drawings are approximate. 3. Information is subject to change without notice, at developer's absolute discretion. 4. Actual area may vary from the stated area. 5. Drawing are not to scale. 6. All images used are for illustrative purpose only and do not represent the actual size, features, specifications, fittings and furnishings. 7. The developer reserves the right to make revisions/ alterations, at its absolute discretion, without any liability whatsoever.

1.5 BEDROOM APARTMENT  
TYPE D (with study room + balcony)

TOTAL SALEABLE AREA  
SUITE = 651.22 SQ.FT.  
BALCONY = 59.31 SQ.FT.  
TOTAL = 710.53 SQ.FT.

UNIT



List of unit numbers with this unit plan:

VIEWS

Park View

112, 212, 312, 312, 412, 512, 612

Dubai Skyline

712, 812, 912, 1012, 1112, 1212, 1312, 1412, 1512, 1612, 1712, 1812, 2012, 2212, 2312, 2412, 2512, 2612, 2712, 2812, 2912, 3012, 3112, 3212, 3312, 3612, 3712, 3812, 3912, 4012, 4112, 4212, 4312, 4412, 4512, 4612, 4812, 5012, 5112, 5212, 5312, 5412, 5512, 5612, 5712, 5812, 5912, 6012, 6112

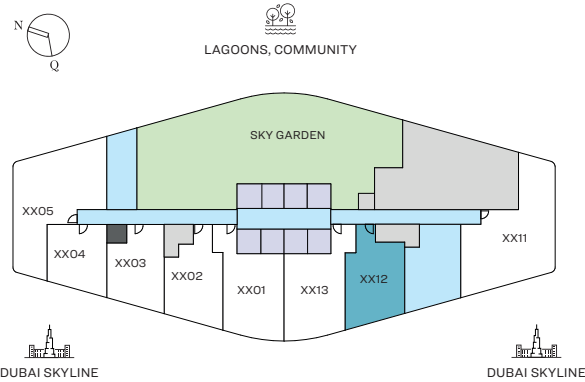


Disclaimer: 1. All dimensions are in metric, measured to wall finishes. 2. All materials, dimensions & drawings are approximate. 3. Information is subject to change without notice, at developer's absolute discretion. 4. Actual area may vary from the stated area. 5. Drawing are not to scale. 6. All images used are for illustrative purpose only and do not represent the actual size, features, specifications, fittings and furnishings. 7. The developer reserves the right to make revisions/ alterations, at its absolute discretion, without any liability whatsoever.

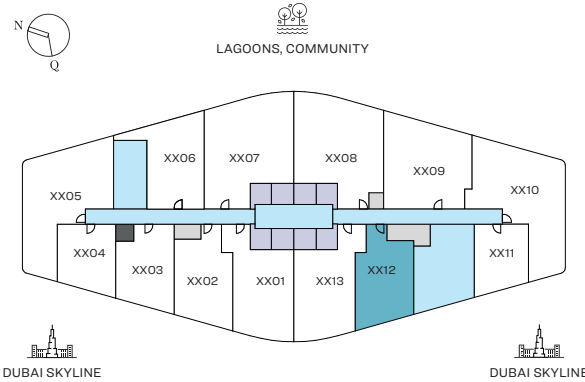
1.5 BEDROOM APARTMENT  
TYPE D (with study room + balcony) VARIANT 1

TOTAL SALEABLE AREA  
SUITE = 651.22 SQ.FT.  
BALCONY = 128.52 SQ.FT.  
TOTAL = 779.74 SQ.FT.

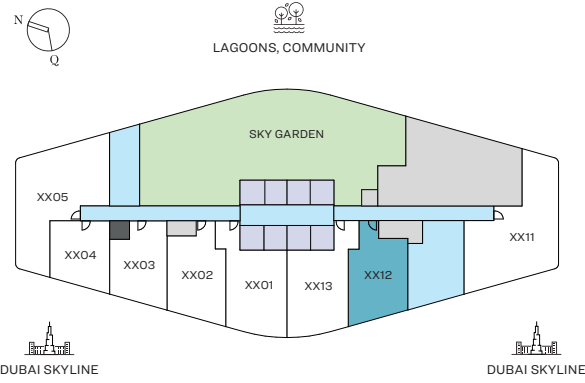
UNIT



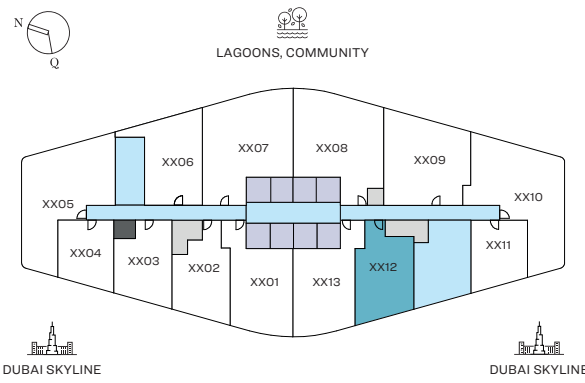
LEVEL - 19



LEVEL - 21 & 35



LEVEL - 47



LEVEL - 49

List of unit numbers with this unit plan:

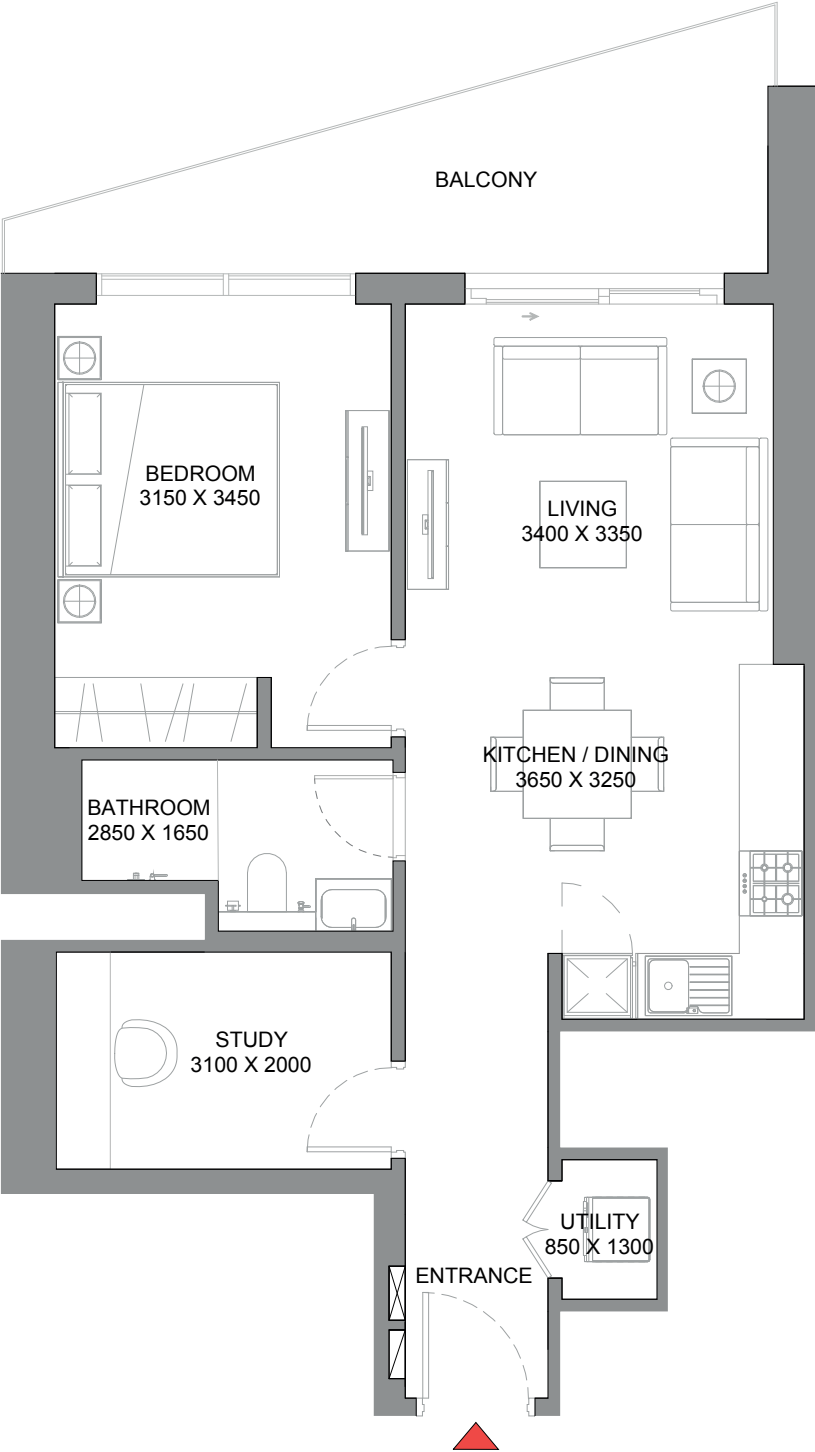
VIEWS

Dubai Skyline  
1912, 2112, 3512, 4712, 4912

Disclaimer: 1. All dimensions are in metric, measured to wall finishes. 2. All materials, dimensions & drawings are approximate. 3. Information is subject to change without notice, at developer's absolute discretion. 4. Actual area may vary from the stated area. 5. Drawing are not to scale. 6. All images used are for illustrative purpose only and do not represent the actual size, features, specifications, fittings and furnishings. 7. The developer reserves the right to make revisions/ alterations, at its absolute discretion, without any liability whatsoever.

1.5 BEDROOM APARTMENT  
TYPE D (with study room + balcony) VARIANT 1

TOTAL SALEABLE AREA  
SUITE = 651.22 SQ.FT.  
BALCONY = 128.52 SQ.FT.  
TOTAL = 779.74 SQ.FT.



List of unit numbers with this unit plan:

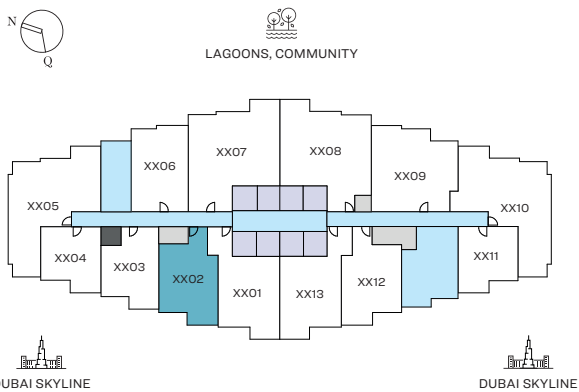
VIEWS

Dubai Skyline  
1912, 2112, 3512, 4712, 4912

Disclaimer: 1. All dimensions are in metric, measured to wall finishes. 2. All materials, dimensions & drawings are approximate. 3. Information is subject to change without notice, at developer's absolute discretion. 4. Actual area may vary from the stated area. 5. Drawing are not to scale. 6. All images used are for illustrative purpose only and do not represent the actual size, features, specifications, fittings and furnishings. 7. The developer reserves the right to make revisions/ alterations, at its absolute discretion, without any liability whatsoever.

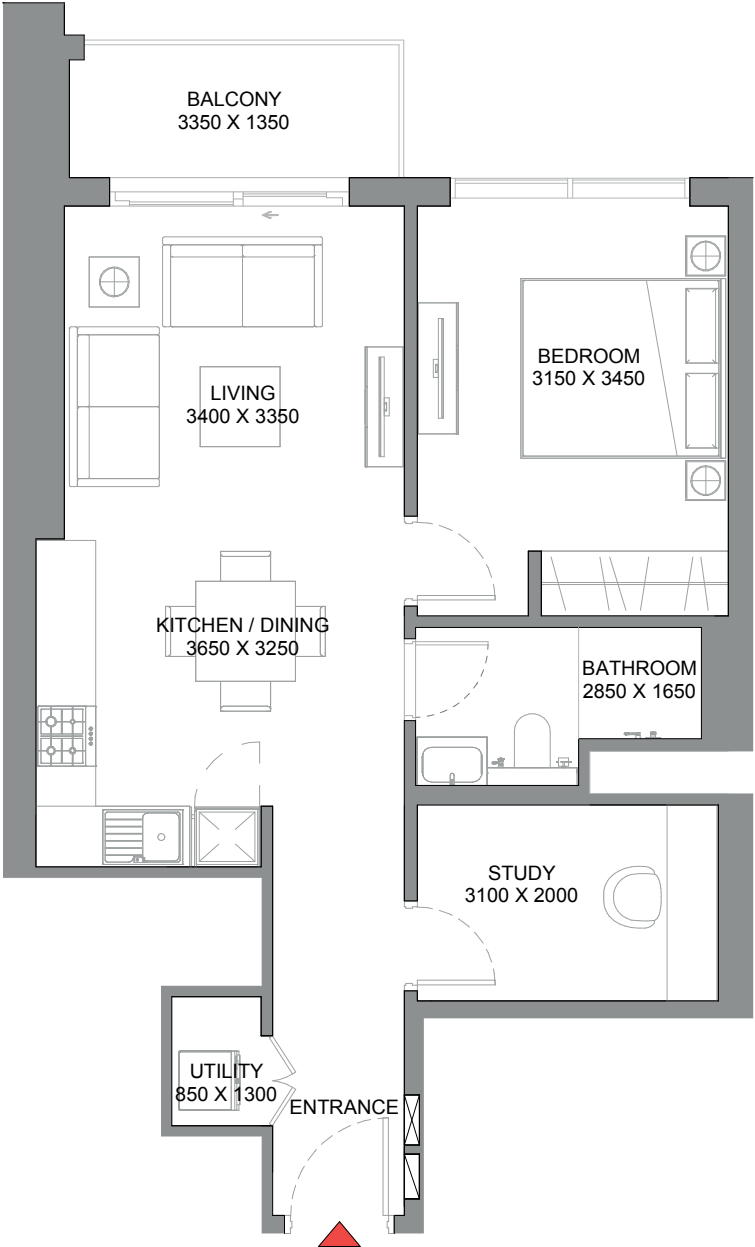
1.5 BEDROOM APARTMENT  
TYPE E (with study room + balcony)

TOTAL SALEABLE AREA  
SUITE = 645.19 SQ.FT.  
BALCONY = 59.42 SQ.FT.  
TOTAL = 704.61 SQ.FT.



LEVEL - 14, 28, 42 & 56

UNIT



List of unit numbers with this unit plan:

VIEWS

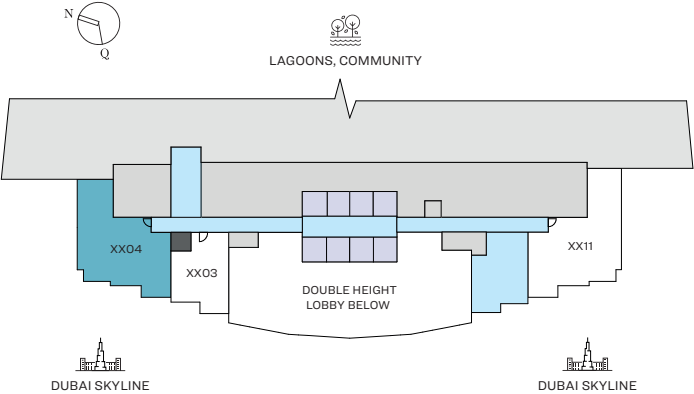
Dubai Skyline  
1402, 2802, 4202, 5602

Disclaimer: 1. All dimensions are in metric, measured to wall finishes. 2. All materials, dimensions & drawings are approximate. 3. Information is subject to change without notice, at developer's absolute discretion. 4. Actual area may vary from the stated area. 5. Drawing are not to scale. 6. All images used are for illustrative purpose only and do not represent the actual size, features, specifications, fittings and furnishings. 7. The developer reserves the right to make revisions/ alterations, at its absolute discretion, without any liability whatsoever.

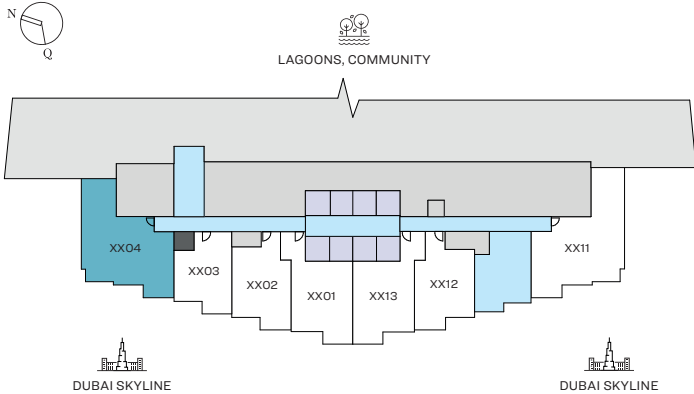
1.5 BEDROOM APARTMENT  
TYPE F (with powder room and study room + balcony)

**TOTAL SALEABLE AREA**  
SUITE = 1,063.15 SQ.FT.  
BALCONY = 116.03 SQ.FT. - 116.25 SQ.FT.  
TOTAL = 1,179.18 SQ.FT. - 1,179.40 SQ.FT.

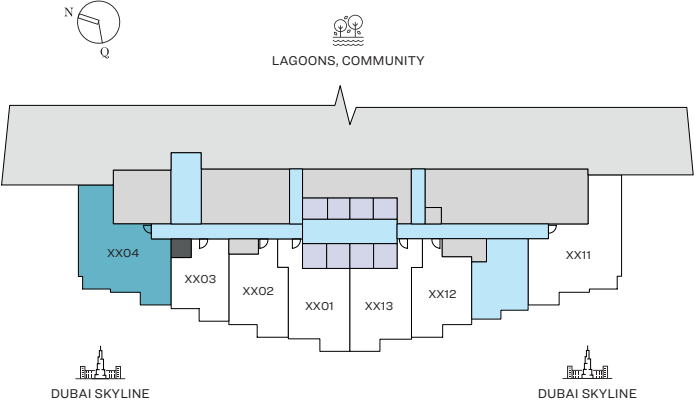
UNIT



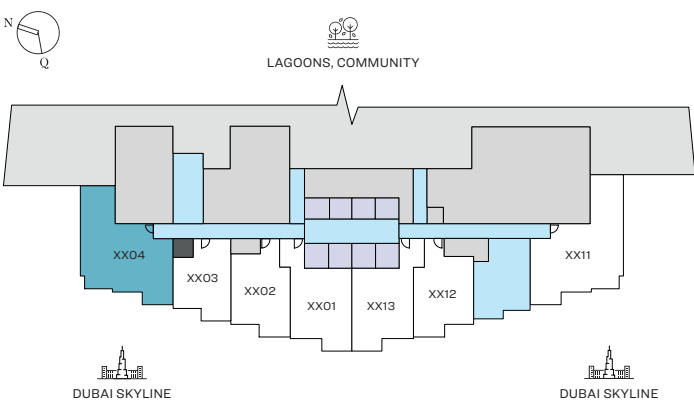
UPPER GROUND FLOOR



LEVEL-01 (PODIUM)



LEVEL - 02 (PODIUM)



LEVEL - 03 (PODIUM)

List of unit numbers with this unit plan:

VIEWS

Park View  
004, 104, 204, 304

Disclaimer: 1. All dimensions are in metric, measured to wall finishes. 2. All materials, dimensions & drawings are approximate. 3. Information is subject to change without notice, at developer's absolute discretion. 4. Actual area may vary from the stated area. 5. Drawing are not to scale. 6. All images used are for illustrative purpose only and do not represent the actual size, features, specifications, fittings and furnishings. 7. The developer reserves the right to make revisions/ alterations, at its absolute discretion, without any liability whatsoever.

1.5 BEDROOM APARTMENT

TYPE F (with powder room and study room + balcony)

TOTAL SALEABLE AREA

SUITE = 1,063.15 SQ.FT.

BALCONY = 116.03 SQ.FT. - 116.25 SQ.FT.

TOTAL = 1,179.18 SQ.FT. - 1,179.40 SQ.FT.



List of unit numbers with this unit plan:

VIEWS

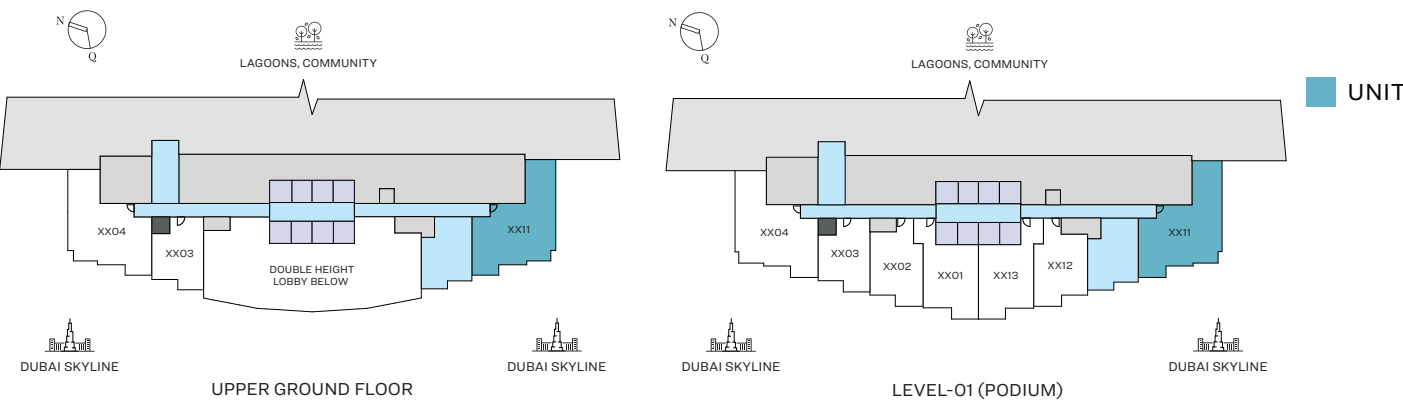
Park View

004, 104, 204, 304

Disclaimer: 1. All dimensions are in metric, measured to wall finishes. 2. All materials, dimensions & drawings are approximate. 3. Information is subject to change without notice, at developer's absolute discretion. 4. Actual area may vary from the stated area. 5. Drawing are not to scale. 6. All images used are for illustrative purpose only and do not represent the actual size, features, specifications, fittings and furnishings. 7. The developer reserves the right to make revisions/ alterations, at its absolute discretion, without any liability whatsoever.

1.5 BEDROOM APARTMENT  
TYPE F (with powder room and study room + balcony) VARIANT 1

TOTAL SALEABLE AREA  
SUITE = 1,065.30 SQ.FT.  
BALCONY = 115.28 SQ.FT.  
TOTAL = 1,180.58 SQ.FT.



List of unit numbers with this unit plan:

VIEWS

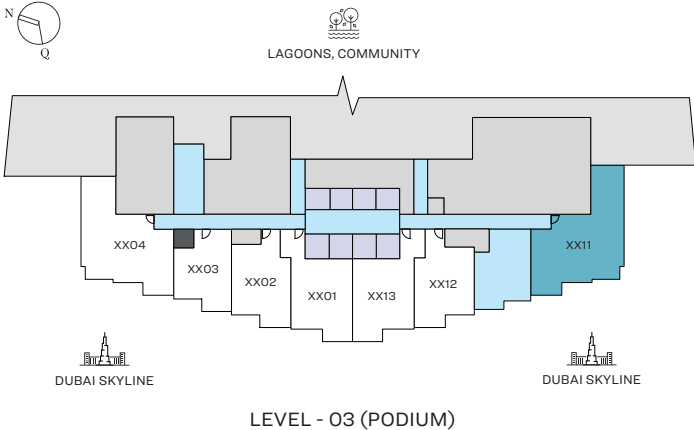
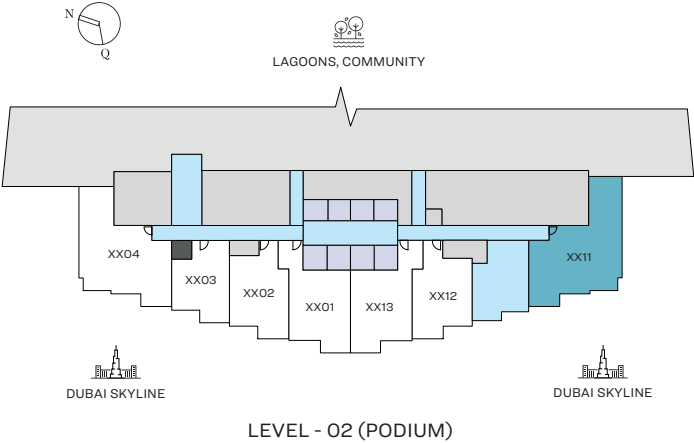
Park View  
O11, 111

Disclaimer: 1. All dimensions are in metric, measured to wall finishes. 2. All materials, dimensions & drawings are approximate. 3. Information is subject to change without notice, at developer's absolute discretion. 4. Actual area may vary from the stated area. 5. Drawing are not to scale. 6. All images used are for illustrative purpose only and do not represent the actual size, features, specifications, fittings and furnishings. 7. The developer reserves the right to make revisions/ alterations, at its absolute discretion, without any liability whatsoever.

1.5 BEDROOM APARTMENT  
TYPE F (with powder room and study room + balcony) VARIANT 2

TOTAL SALEABLE AREA  
SUITE = 1,027.63 SQ.FT.  
BALCONY = 115.39 SQ.FT.  
TOTAL = 1,143.02 SQ.FT.

UNIT



List of unit numbers with this unit plan:

VIEWS

Park View  
211, 311

Disclaimer: 1. All dimensions are in metric, measured to wall finishes. 2. All materials, dimensions & drawings are approximate. 3. Information is subject to change without notice, at developer's absolute discretion. 4. Actual area may vary from the stated area. 5. Drawing are not to scale. 6. All images used are for illustrative purpose only and do not represent the actual size, features, specifications, fittings and furnishings. 7. The developer reserves the right to make revisions/ alterations, at its absolute discretion, without any liability whatsoever.

1.5 BEDROOM APARTMENT

TYPE F (with powder room and study room + balcony) VARIANT 2

TOTAL SALEABLE AREA

SUITE = 1,027.63 SQ.FT.

BALCONY = 115.39 SQ.FT.

TOTAL = 1,143.02 SQ.FT.



List of unit numbers with this unit plan:

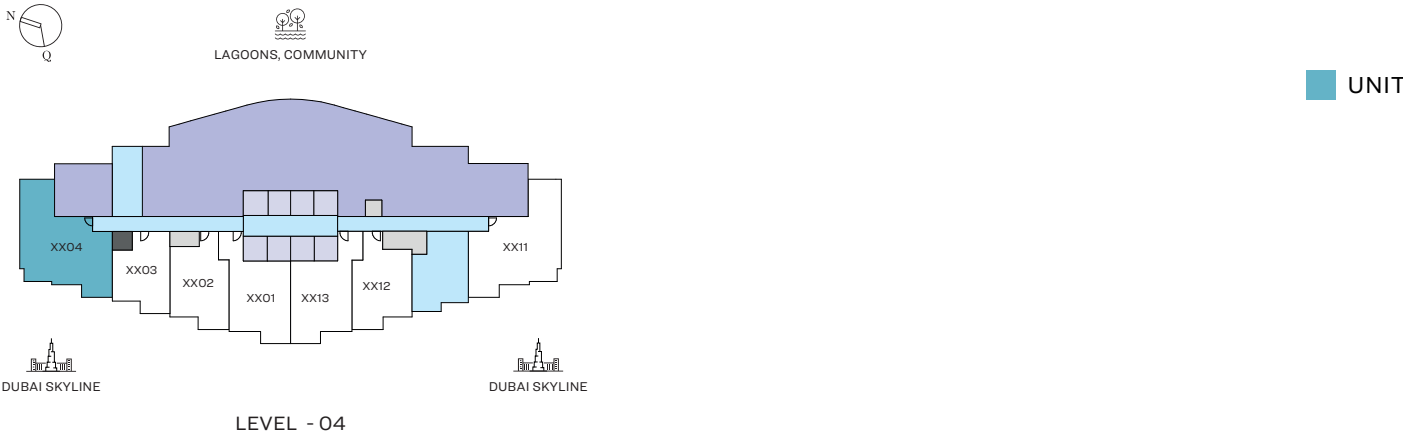
VIEWS

Park View  
211, 311

Disclaimer: 1. All dimensions are in metric, measured to wall finishes. 2. All materials, dimensions & drawings are approximate. 3. Information is subject to change without notice, at developer's absolute discretion. 4. Actual area may vary from the stated area. 5. Drawing are not to scale. 6. All images used are for illustrative purpose only and do not represent the actual size, features, specifications, fittings and furnishings. 7. The developer reserves the right to make revisions/ alterations, at its absolute discretion, without any liability whatsoever.

1.5 BEDROOM APARTMENT  
TYPE F (with powder room and study room + balcony) VARIANT 3

TOTAL SALEABLE AREA  
SUITE = 1,025.48 SQ.FT.  
BALCONY = 116.25 SQ.FT.  
TOTAL = 1,141.73 SQ.FT.



List of unit numbers with this unit plan:

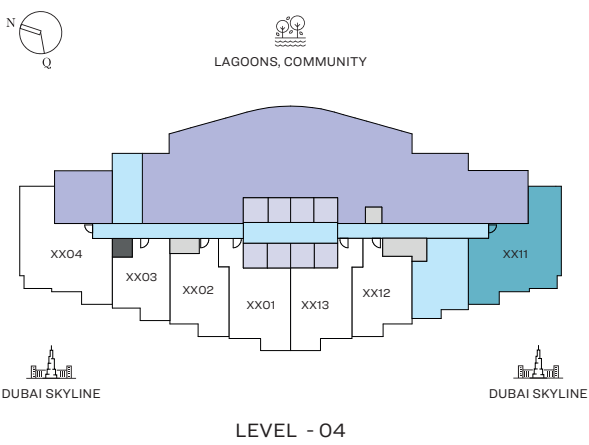
VIEWS

Park View  
404

Disclaimer: 1. All dimensions are in metric, measured to wall finishes. 2. All materials, dimensions & drawings are approximate. 3. Information is subject to change without notice, at developer's absolute discretion. 4. Actual area may vary from the stated area. 5. Drawing are not to scale. 6. All images used are for illustrative purpose only and do not represent the actual size, features, specifications, fittings and furnishings. 7. The developer reserves the right to make revisions/ alterations, at its absolute discretion, without any liability whatsoever.

1.5 BEDROOM APARTMENT  
TYPE F (with powder room and study room + balcony) VARIANT 4

TOTAL SALEABLE AREA  
SUITE = 1,027.63 SQ.FT.  
BALCONY = 115.39 SQ.FT.  
TOTAL = 1,143.02 SQ.FT.



List of unit numbers with this unit plan:

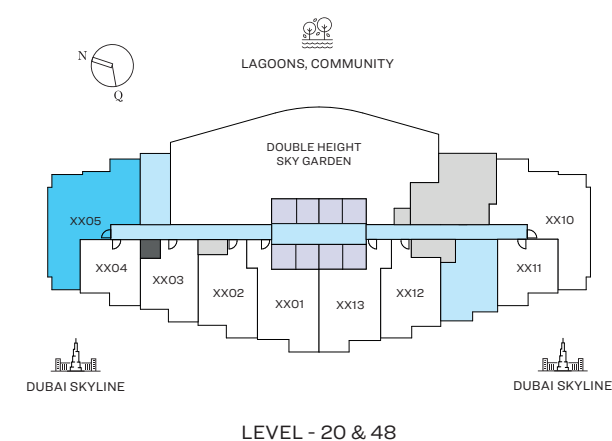
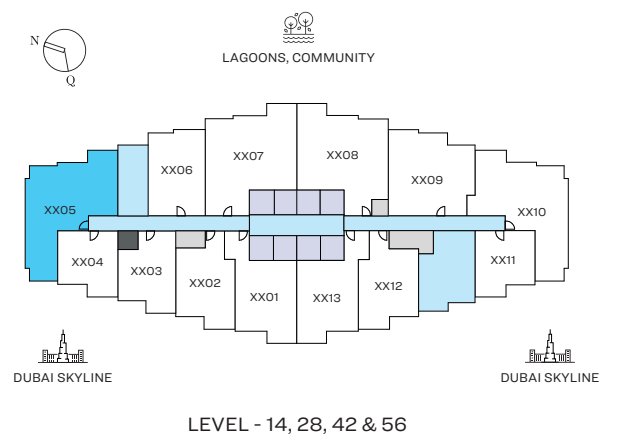
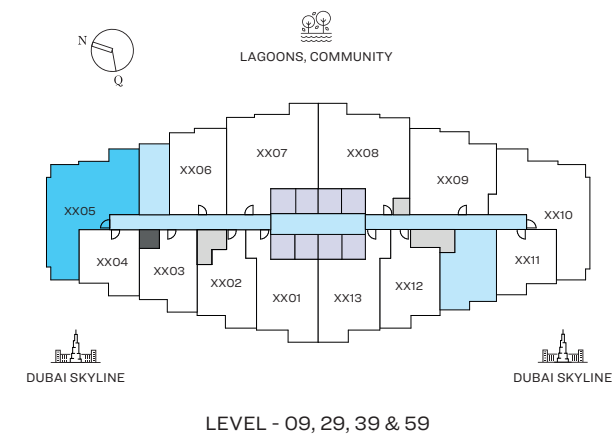
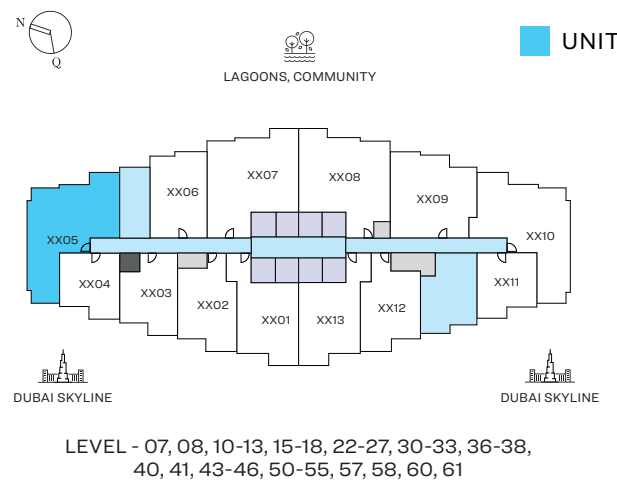
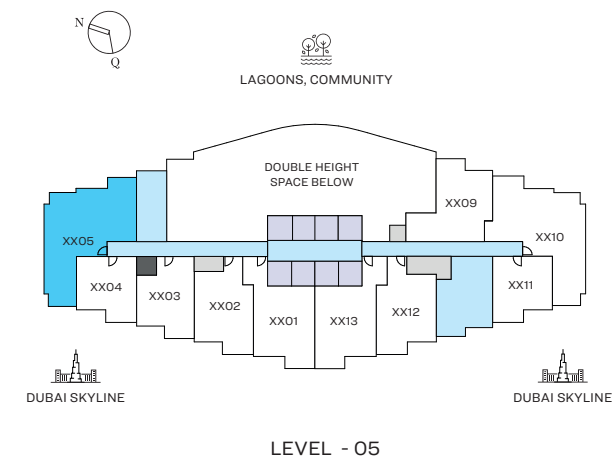
VIEWS

Park View  
411

Disclaimer: 1. All dimensions are in metric, measured to wall finishes. 2. All materials, dimensions & drawings are approximate. 3. Information is subject to change without notice, at developer's absolute discretion. 4. Actual area may vary from the stated area. 5. Drawing are not to scale. 6. All images used are for illustrative purpose only and do not represent the actual size, features, specifications, fittings and furnishings. 7. The developer reserves the right to make revisions/ alterations, at its absolute discretion, without any liability whatsoever.

2 BEDROOM APARTMENT  
TYPE A (with powder room + balcony)

TOTAL SALEABLE AREA  
SUITE = 996.63 SQ.FT.  
BALCONY = 172.22 SQ.FT.  
TOTAL = 1,168.85 SQ.FT.



List of unit numbers with this unit plan:

VIEWS

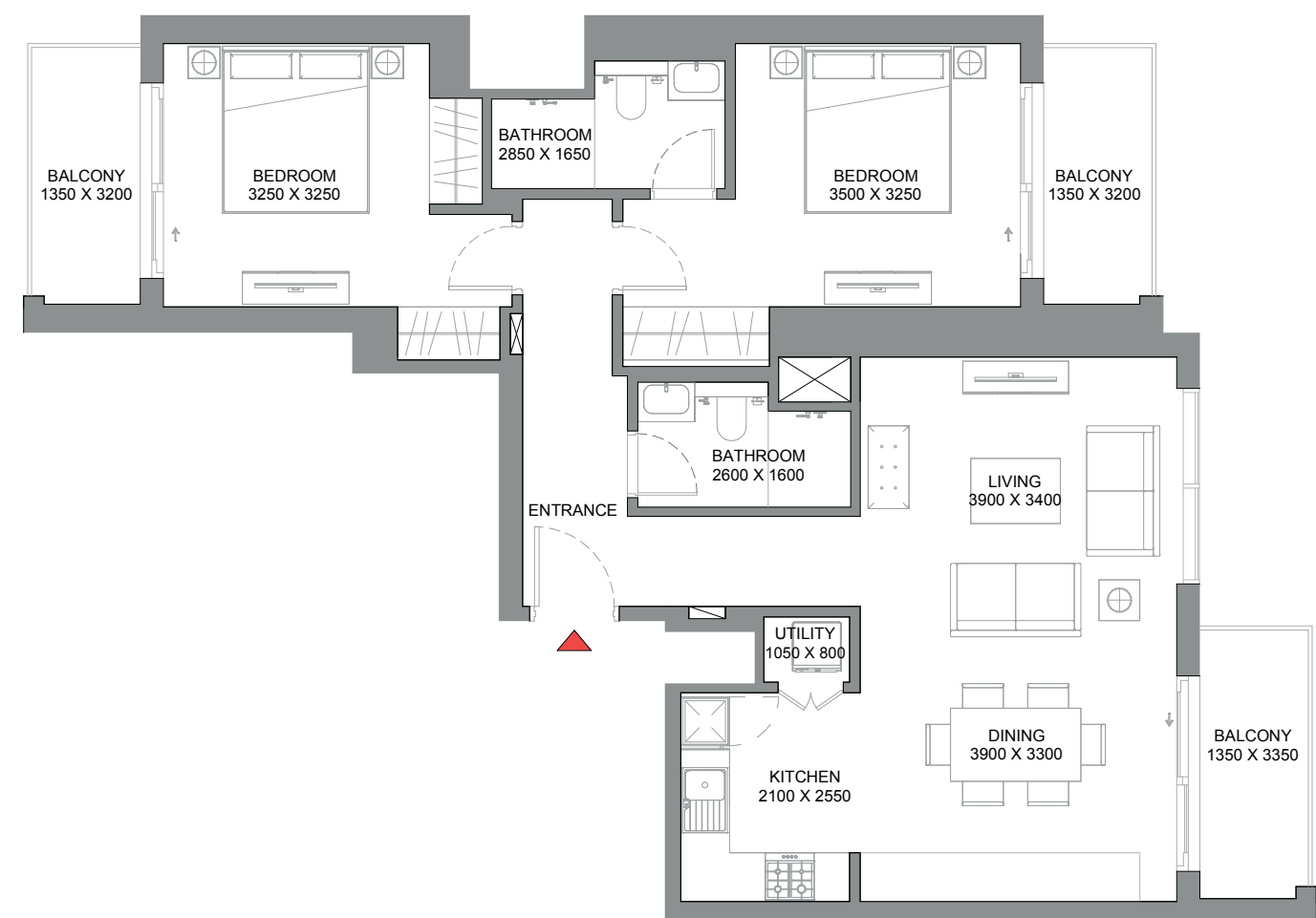
Lagoons, Community, Street View  
505

Lagoons, Community, Dubai Skyline  
705, 805, 905, 1005, 1105, 1205, 1305, 1405, 1505, 1605, 1705, 1805, 2005, 2205, 2305, 2405, 2505, 2605, 2705, 2805, 2905, 3005, 3105, 3205, 3305, 3605, 3705, 3805, 3905, 4005, 4105, 4205, 4305, 4405, 4505, 4605, 4805, 5005, 5105, 5205, 5305, 5405, 5505, 5605, 5705, 5805, 5905, 6005, 6105

Disclaimer: 1. All dimensions are in metric, measured to wall finishes. 2. All materials, dimensions & drawings are approximate. 3. Information is subject to change without notice, at developer's absolute discretion. 4. Actual area may vary from the stated area. 5. Drawing are not to scale. 6. All images used are for illustrative purpose only and do not represent the actual size, features, specifications, fittings and furnishings. 7. The developer reserves the right to make revisions/ alterations, at its absolute discretion, without any liability whatsoever.

2 BEDROOM APARTMENT  
TYPE A (with powder room + balcony)

TOTAL SALEABLE AREA  
SUITE = 996.63 SQ.FT.  
BALCONY = 172.22 SQ.FT.  
TOTAL = 1,168.85 SQ.FT.



List of unit numbers with this unit plan:

VIEWS

Lagoons, Community, Street View  
505

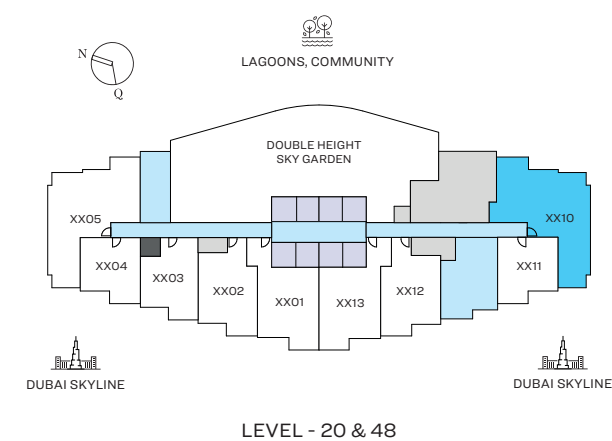
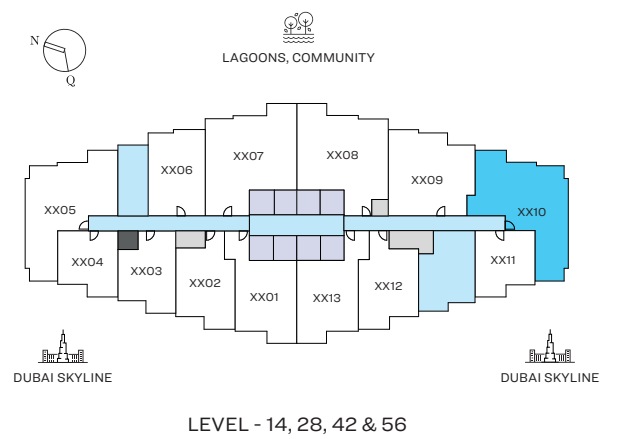
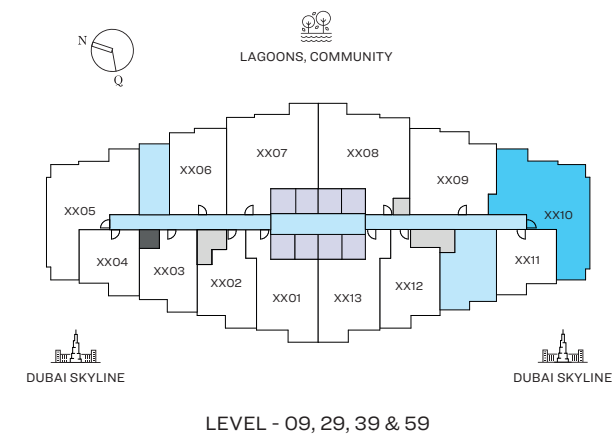
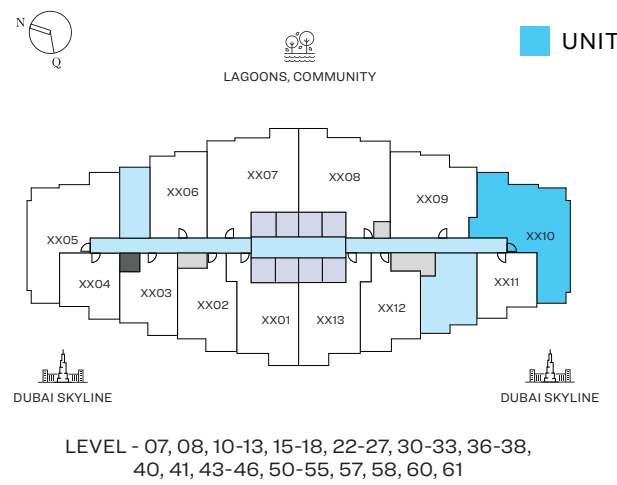
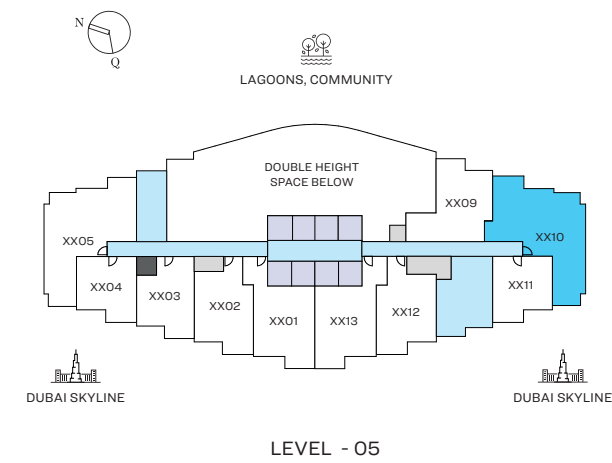
Lagoons, Community, Dubai Skyline  
705, 805, 905, 1005, 1105, 1205, 1305, 1405, 1505, 1605, 1705, 1805, 2005, 2205, 2305, 2405, 2505, 2605, 2705, 2805, 2905, 3005, 3105, 3205, 3305, 3605, 3705, 3805, 3905, 4005, 4105, 4205, 4305, 4405, 4505, 4605, 4805, 5005, 5105, 5205, 5305, 5405, 5505, 5605, 5705, 5805, 5905, 6005, 6105

Disclaimer: 1. All dimensions are in metric, measured to wall finishes. 2. All materials, dimensions & drawings are approximate. 3. Information is subject to change without notice, at developer's absolute discretion. 4. Actual area may vary from the stated area. 5. Drawing are not to scale. 6. All images used are for illustrative purpose only and do not represent the actual size, features, specifications, fittings and furnishings. 7. The developer reserves the right to make revisions/ alterations, at its absolute discretion, without any liability whatsoever.



2 BEDROOM APARTMENT  
TYPE A (with powder room + balcony) VARIANT 1

TOTAL SALEABLE AREA  
SUITE = 1,001.04 SQ.FT.  
BALCONY = 172.98 SQ.FT.  
TOTAL = 1,174.02 SQ.FT.



List of unit numbers with this unit plan:

VIEWS

Lagoons, Community, Park View  
510

Lagoons, Community, Dubai Skyline  
710, 810, 910, 1010, 1110, 1210, 1310, 1410, 1510, 1610, 1710, 1810, 2010, 2210, 2310, 2410, 2510, 2610, 2710, 2810, 2910, 3010, 3110, 3210, 3310, 3610, 3710, 3810, 3910, 4010, 4110, 4210, 4310, 4410, 4510, 4610, 4810, 5010, 5110, 5210, 5310, 5410, 5510, 5610, 5710, 5810, 5910, 6010, 6110

Disclaimer: 1. All dimensions are in metric, measured to wall finishes. 2. All materials, dimensions & drawings are approximate. 3. Information is subject to change without notice, at developer's absolute discretion. 4. Actual area may vary from the stated area. 5. Drawing are not to scale. 6. All images used are for illustrative purpose only and do not represent the actual size, features, specifications, fittings and furnishings. 7. The developer reserves the right to make revisions/ alterations, at its absolute discretion, without any liability whatsoever.

2 BEDROOM APARTMENT

TYPE A (with powder room + balcony) VARIANT 1

TOTAL SALEABLE AREA

SUITE = 1,001.04 SQ.FT.

BALCONY = 172.98 SQ.FT.

TOTAL = 1,174.02 SQ.FT.



List of unit numbers with this unit plan:

VIEWS

Lagoons, Community, Park View

510

Lagoons, Community, Dubai Skyline

710, 810, 910, 1010, 1110, 1210, 1310, 1410, 1510, 1610, 1710, 1810, 2010, 2210, 2310, 2410, 2510, 2610, 2710, 2810, 2910, 3010, 3110, 3210, 3310, 3610, 3710, 3810, 3910, 4010, 4110, 4210, 4310, 4410, 4510, 4610, 4810, 5010, 5110, 5210, 5310, 5410, 5510, 5610, 5710, 5810, 5910, 6010, 6110

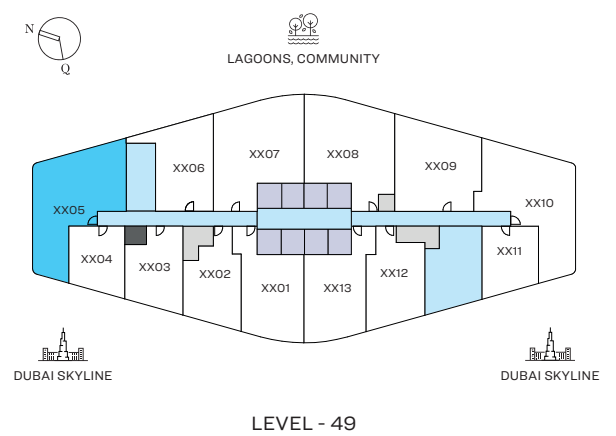
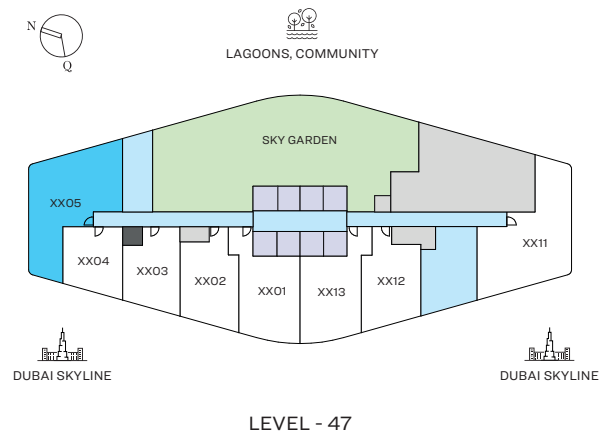
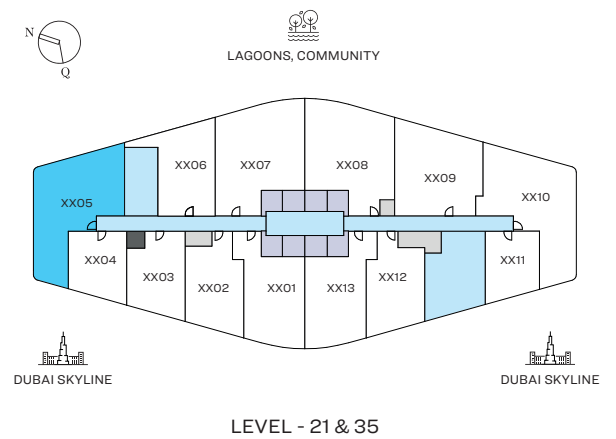
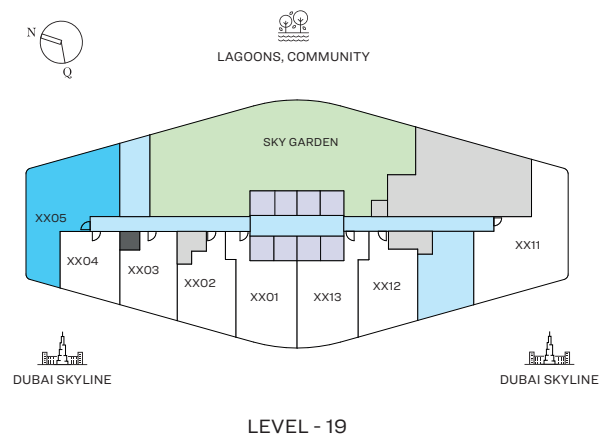
Disclaimer: 1. All dimensions are in metric, measured to wall finishes. 2. All materials, dimensions & drawings are approximate. 3. Information is subject to change without notice, at developer's absolute discretion. 4. Actual area may vary from the stated area. 5. Drawing are not to scale. 6. All images used are for illustrative purpose only and do not represent the actual size, features, specifications, fittings and furnishings. 7. The developer reserves the right to make revisions/ alterations, at its absolute discretion, without any liability whatsoever.



2 BEDROOM APARTMENT  
TYPE A (with powder room + balcony) VARIANT 2

TOTAL SALEABLE AREA  
SUITE = 996.63 SQ.FT.  
BALCONY = 307.52 SQ.FT.  
TOTAL = 1,304.15 SQ.FT.

UNIT



List of unit numbers with this unit plan:

VIEWS

Lagoons, Community, Dubai Skyline  
1905, 2105, 3505, 4705, 4905

Disclaimer: 1. All dimensions are in metric, measured to wall finishes. 2. All materials, dimensions & drawings are approximate. 3. Information is subject to change without notice, at developer's absolute discretion. 4. Actual area may vary from the stated area. 5. Drawing are not to scale. 6. All images used are for illustrative purpose only and do not represent the actual size, features, specifications, fittings and furnishings. 7. The developer reserves the right to make revisions/ alterations, at its absolute discretion, without any liability whatsoever.

2 BEDROOM APARTMENT

TYPE A (with powder room + balcony) VARIANT 2

TOTAL SALEABLE AREA

SUITE = 996.63 SQ.FT.

BALCONY = 307.52 SQ.FT.

TOTAL = 1,304.15 SQ.FT.



List of unit numbers with this unit plan:

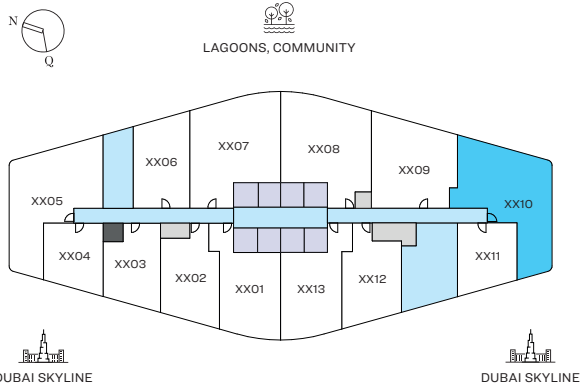
VIEWS

Lagoons, Community, Dubai Skyline  
1905, 2105, 3505, 4705, 4905

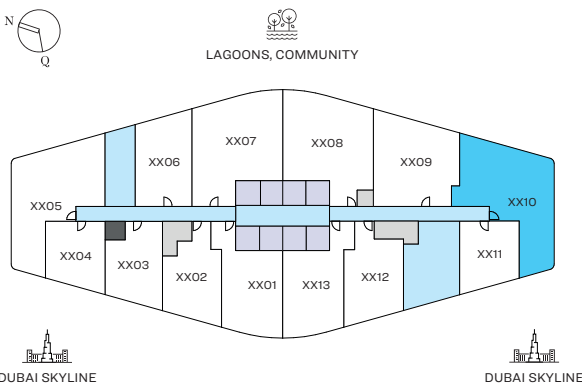
Disclaimer: 1. All dimensions are in metric, measured to wall finishes. 2. All materials, dimensions & drawings are approximate. 3. Information is subject to change without notice, at developer's absolute discretion. 4. Actual area may vary from the stated area. 5. Drawing are not to scale. 6. All images used are for illustrative purpose only and do not represent the actual size, features, specifications, fittings and furnishings. 7. The developer reserves the right to make revisions/ alterations, at its absolute discretion, without any liability whatsoever.

2 BEDROOM APARTMENT  
TYPE A (with balcony) VARIANT 3

TOTAL SALEABLE AREA  
SUITE = 1,001.04 SQ.FT.  
BALCONY = 307.63 SQ.FT.  
TOTAL = 1,308.67 SQ.FT.

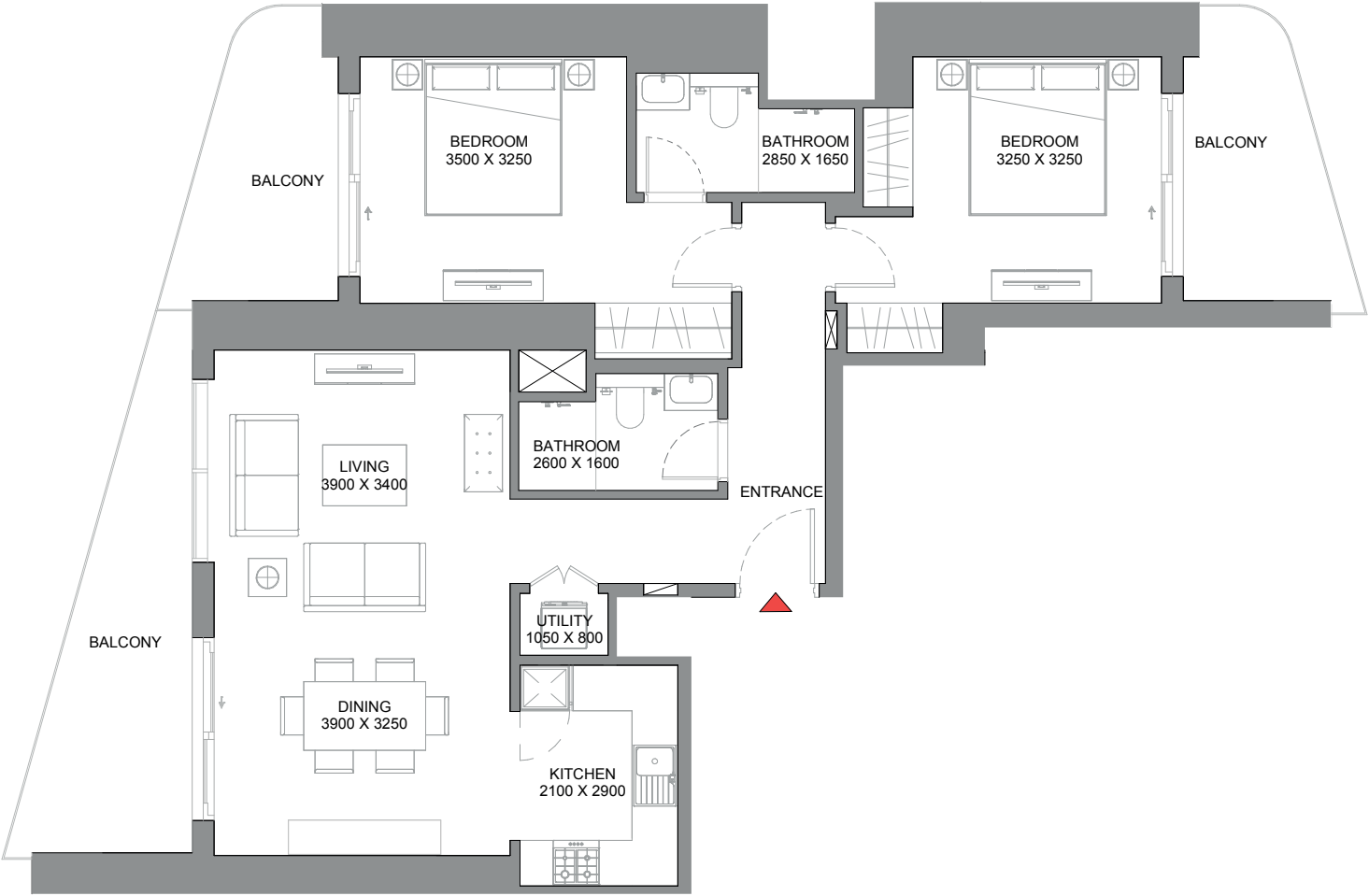


LEVEL - 21 & 35



LEVEL - 49

UNIT



List of unit numbers with this unit plan:

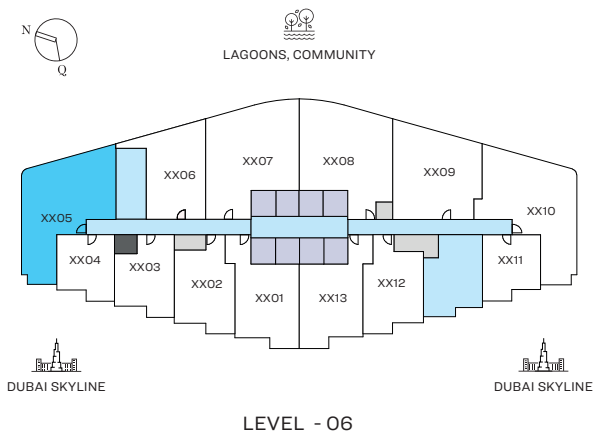
VIEWS

Lagoons, Community, Dubai Skyline  
2110, 3510, 4910

Disclaimer: 1. All dimensions are in metric, measured to wall finishes. 2. All materials, dimensions & drawings are approximate. 3. Information is subject to change without notice, at developer's absolute discretion. 4. Actual area may vary from the stated area. 5. Drawing are not to scale. 6. All images used are for illustrative purpose only and do not represent the actual size, features, specifications, fittings and furnishings. 7. The developer reserves the right to make revisions/ alterations, at its absolute discretion, without any liability whatsoever.

2 BEDROOM APARTMENT  
TYPE A (with powder room + balcony) VARIANT 4

TOTAL SALEABLE AREA  
SUITE = 996.63 SQ.FT.  
BALCONY = 275.66 SQ.FT.  
TOTAL = 1,272.29 SQ.FT.



UNIT



List of unit numbers with this unit plan:

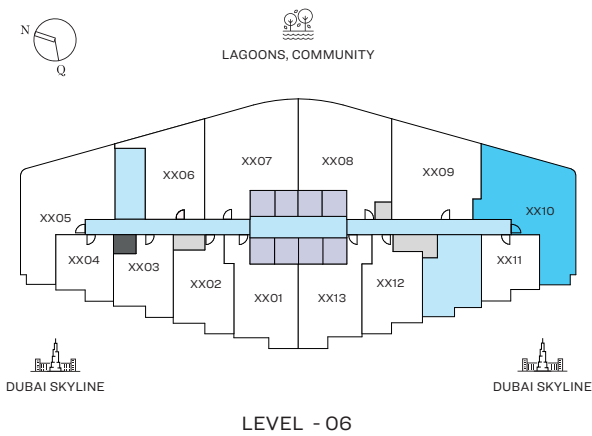
VIEWS

Lagoons, Community, Park View  
605

Disclaimer: 1. All dimensions are in metric, measured to wall finishes. 2. All materials, dimensions & drawings are approximate. 3. Information is subject to change without notice, at developer's absolute discretion. 4. Actual area may vary from the stated area. 5. Drawing are not to scale. 6. All images used are for illustrative purpose only and do not represent the actual size, features, specifications, fittings and furnishings. 7. The developer reserves the right to make revisions/ alterations, at its absolute discretion, without any liability whatsoever.

2 BEDROOM APARTMENT  
TYPE A (with powder room + balcony) VARIANT 5

TOTAL SALEABLE AREA  
SUITE = 1,001.04 SQ.FT.  
BALCONY = 275.23 SQ.FT.  
TOTAL = 1,276.27 SQ.FT.



List of unit numbers with this unit plan:

VIEWS

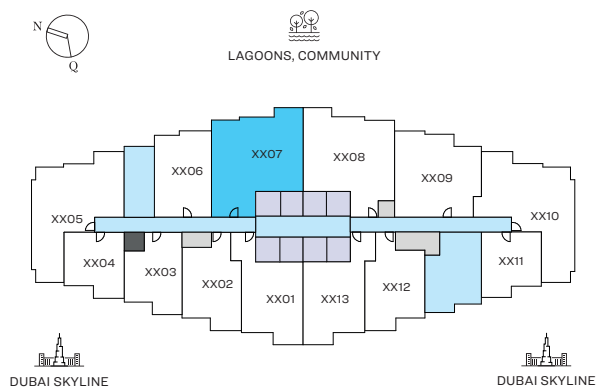
Lagoons, Community, Park View  
610

Disclaimer: 1. All dimensions are in metric, measured to wall finishes. 2. All materials, dimensions & drawings are approximate. 3. Information is subject to change without notice, at developer's absolute discretion. 4. Actual area may vary from the stated area. 5. Drawing are not to scale. 6. All images used are for illustrative purpose only and do not represent the actual size, features, specifications, fittings and furnishings. 7. The developer reserves the right to make revisions/ alterations, at its absolute discretion, without any liability whatsoever.

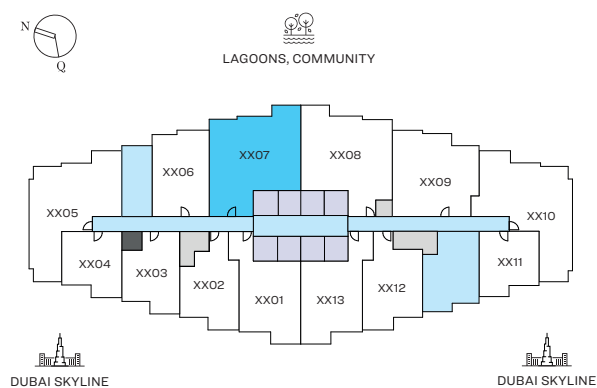
2 BEDROOM APARTMENT  
TYPE B (with powder room + balcony)

TOTAL SALEABLE AREA  
SUITE = 1,103.52 SQ.FT.  
BALCONY = 115.39 SQ.FT.  
TOTAL = 1,218.91 SQ.FT.

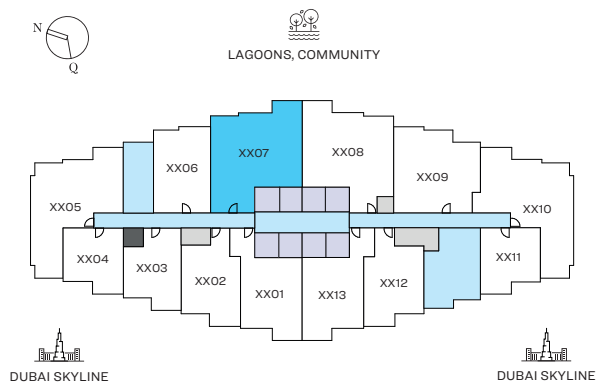
UNIT



LEVEL - 07, 08, 10-13, 15-18, 22-27, 30-33, 36-38,  
40, 41, 43-46, 50-55, 57, 58, 60, 61



LEVEL - 09, 29, 39 & 59



LEVEL - 14, 28, 42 & 56

List of unit numbers with this unit plan:

VIEWS

Lagoons, Community

707, 807, 907, 1007, 1107, 1207, 1307, 1407, 1507, 1607, 1707, 1807, 2207, 2307, 2407, 2507, 2607, 2707, 2807, 2907, 3007, 3107, 3207, 3307, 3607,  
3707, 3807, 3907, 4007, 4107, 4207, 4307, 4407, 4507, 4607, 5007, 5107, 5207, 5307, 5407, 5507, 5607, 5707, 5807, 5907, 6007, 6107

Disclaimer: 1. All dimensions are in metric, measured to wall finishes. 2. All materials, dimensions & drawings are approximate. 3. Information is subject to change without notice, at developer's absolute discretion. 4. Actual area may vary from the stated area. 5. Drawing are not to scale. 6. All images used are for illustrative purpose only and do not represent the actual size, features, specifications, fittings and furnishings. 7. The developer reserves the right to make revisions/ alterations, at its absolute discretion, without any liability whatsoever.

2 BEDROOM APARTMENT  
TYPE B (with powder room + balcony)

TOTAL SALEABLE AREA  
SUITE = 1,103.52 SQ.FT.  
BALCONY = 115.39 SQ.FT.  
TOTAL = 1,218.91 SQ.FT.



List of unit numbers with this unit plan:

VIEWS

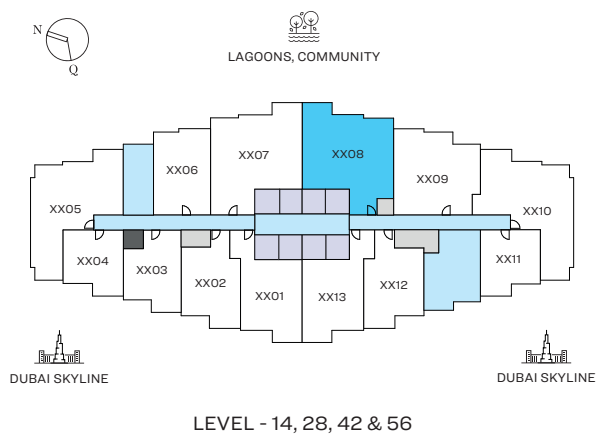
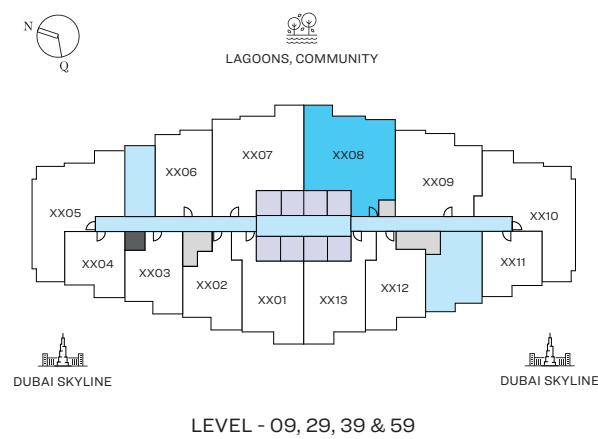
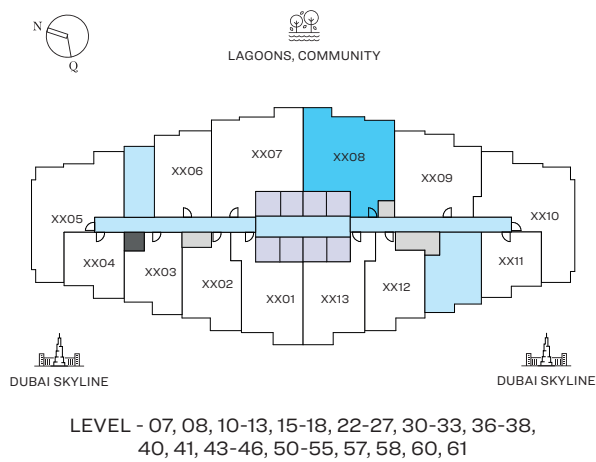
Lagoons, Community  
707, 807, 907, 1007, 1107, 1207, 1307, 1407, 1507, 1607, 1707, 1807, 2207, 2307, 2407, 2507, 2607, 2707, 2807, 2907, 3007, 3107, 3207, 3307, 3607, 3707, 3807, 3907, 4007, 4107, 4207, 4307, 4407, 4507, 4607, 5007, 5107, 5207, 5307, 5407, 5507, 5607, 5707, 5807, 5907, 6007, 6107

Disclaimer: 1. All dimensions are in metric, measured to wall finishes. 2. All materials, dimensions & drawings are approximate. 3. Information is subject to change without notice, at developer's absolute discretion. 4. Actual area may vary from the stated area. 5. Drawing are not to scale. 6. All images used are for illustrative purpose only and do not represent the actual size, features, specifications, fittings and furnishings. 7. The developer reserves the right to make revisions/ alterations, at its absolute discretion, without any liability whatsoever.

2 BEDROOM APARTMENT  
TYPE B (with powder room + balcony) VARIANT 1

TOTAL SALEABLE AREA  
SUITE = 1,086.08 SQ.FT.  
BALCONY = 115.39 SQ.FT.  
TOTAL = 1,201.47 SQ.FT.

UNIT



List of unit numbers with this unit plan:

VIEWS

Lagoons, Community  
708, 808, 908, 1008, 1108, 1208, 1308, 1408, 1508, 1608, 1708, 1808, 2208, 2308, 2408, 2508, 2608, 2708, 2808, 2908, 3008, 3108, 3208, 3308, 3608, 3708, 3808, 3908, 4008, 4108, 4208, 4308, 4408, 4508, 4608, 5008, 5108, 5208, 5308, 5408, 5508, 5608, 5708, 5808, 5908, 6008, 6108

Disclaimer: 1. All dimensions are in metric, measured to wall finishes. 2. All materials, dimensions & drawings are approximate. 3. Information is subject to change without notice, at developer's absolute discretion. 4. Actual area may vary from the stated area. 5. Drawing are not to scale. 6. All images used are for illustrative purpose only and do not represent the actual size, features, specifications, fittings and furnishings. 7. The developer reserves the right to make revisions/ alterations, at its absolute discretion, without any liability whatsoever.

2 BEDROOM APARTMENT

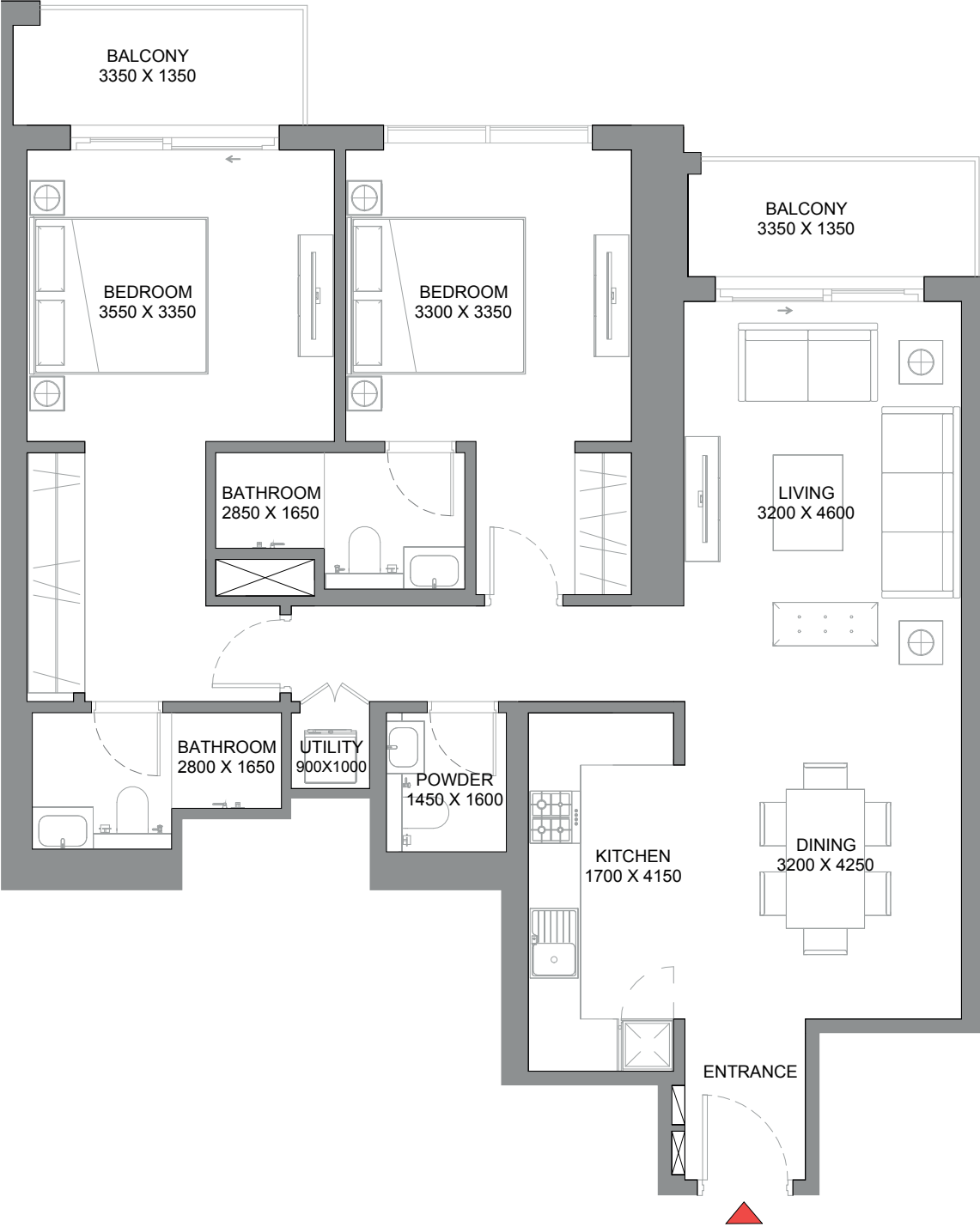
TYPE B (with powder room + balcony) VARIANT 1

TOTAL SALEABLE AREA

SUITE = 1,086.08 SQ.FT.

BALCONY = 115.39 SQ.FT.

TOTAL = 1,201.47 SQ.FT.



List of unit numbers with this unit plan:

VIEWS

Lagoons, Community

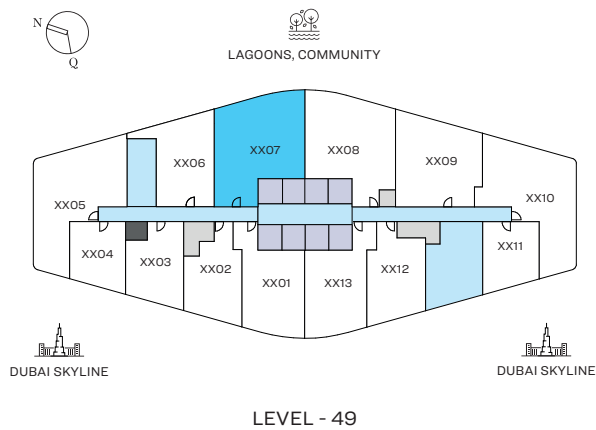
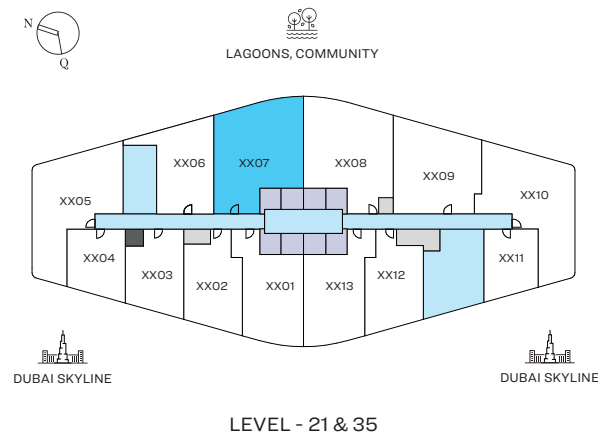
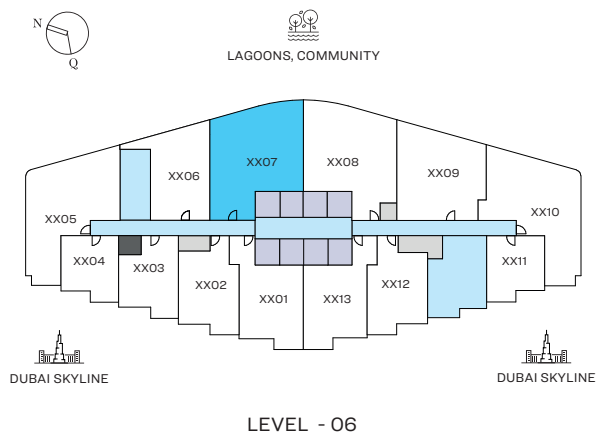
708, 808, 908, 1008, 1108, 1208, 1308, 1408, 1508, 1608, 1708, 1808, 2208, 2308, 2408, 2508, 2608, 2708, 2808, 2908, 3008, 3108, 3208, 3308, 3608, 3708, 3808, 3908, 4008, 4108, 4208, 4308, 4408, 4508, 4608, 5008, 5108, 5208, 5308, 5408, 5508, 5608, 5708, 5808, 5908, 6008, 6108

Disclaimer: 1. All dimensions are in metric, measured to wall finishes. 2. All materials, dimensions & drawings are approximate. 3. Information is subject to change without notice, at developer's absolute discretion. 4. Actual area may vary from the stated area. 5. Drawing are not to scale. 6. All images used are for illustrative purpose only and do not represent the actual size, features, specifications, fittings and furnishings. 7. The developer reserves the right to make revisions/ alterations, at its absolute discretion, without any liability whatsoever.

2 BEDROOM APARTMENT  
TYPE B (with powder + balcony) VARIANT 2

TOTAL SALEABLE AREA  
SUITE = 1,103.52 SQ.FT.  
BALCONY = 233.90 SQ.FT.  
TOTAL = 1,337.42 SQ.FT.

UNIT



List of unit numbers with this unit plan:

VIEWS

Lagoons, Community  
607, 2107, 3507, 4907

Disclaimer: 1. All dimensions are in metric, measured to wall finishes. 2. All materials, dimensions & drawings are approximate. 3. Information is subject to change without notice, at developer's absolute discretion. 4. Actual area may vary from the stated area. 5. Drawing are not to scale. 6. All images used are for illustrative purpose only and do not represent the actual size, features, specifications, fittings and furnishings. 7. The developer reserves the right to make revisions/ alterations, at its absolute discretion, without any liability whatsoever.

2 BEDROOM APARTMENT

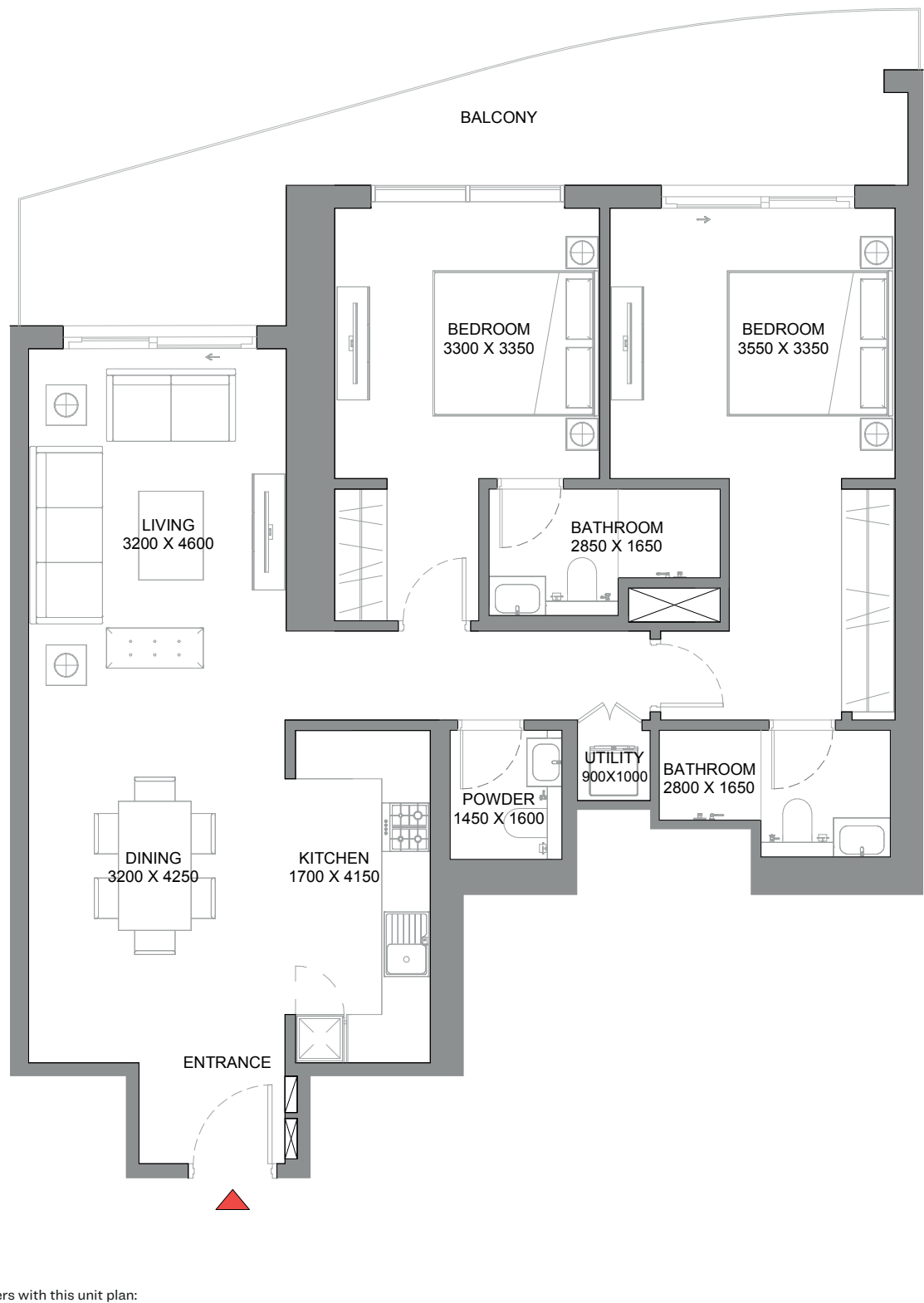
TYPE B (with powder + balcony) VARIANT 2

TOTAL SALEABLE AREA

SUITE = 1,103.52 SQ.FT.

BALCONY = 233.90 SQ.FT.

TOTAL = 1,337.42 SQ.FT.



List of unit numbers with this unit plan:

VIEWS

Lagoons, Community

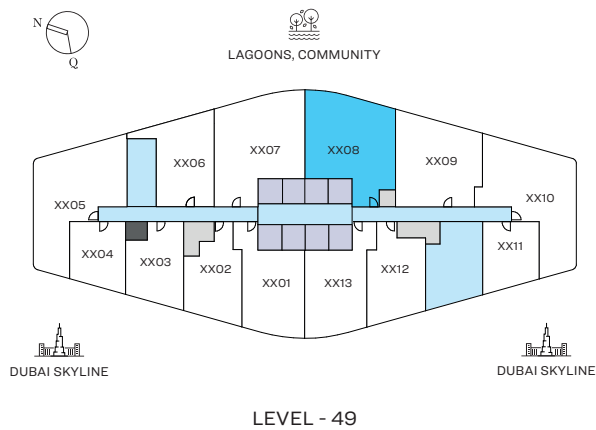
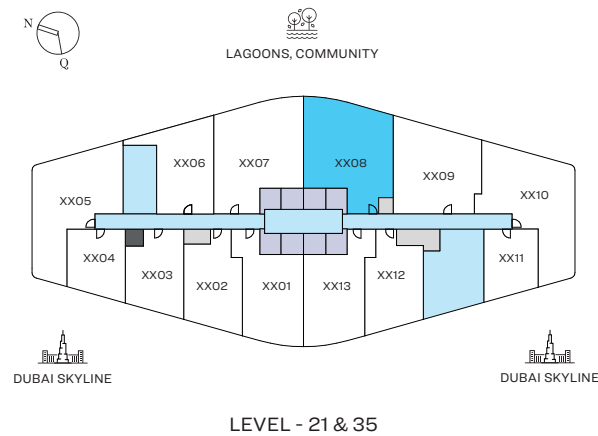
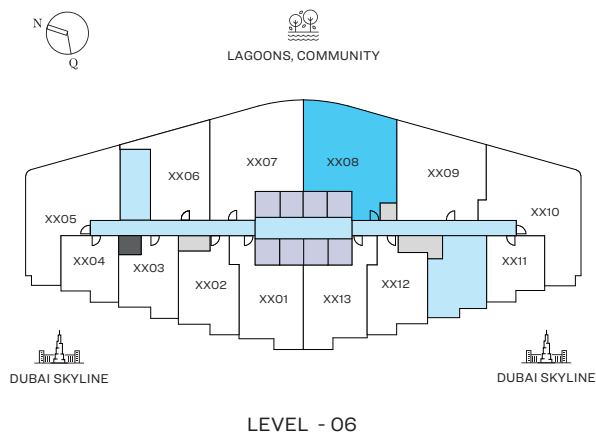
607, 2107, 3507, 4907

Disclaimer: 1. All dimensions are in metric, measured to wall finishes. 2. All materials, dimensions & drawings are approximate. 3. Information is subject to change without notice, at developer's absolute discretion. 4. Actual area may vary from the stated area. 5. Drawing are not to scale. 6. All images used are for illustrative purpose only and do not represent the actual size, features, specifications, fittings and furnishings. 7. The developer reserves the right to make revisions/ alterations, at its absolute discretion, without any liability whatsoever.

2 BEDROOM APARTMENT  
TYPE B (with powder + balcony) VARIANT 3

TOTAL SALEABLE AREA  
SUITE = 1,086.08 SQ.FT.  
BALCONY = 233.68 SQ.FT.  
TOTAL = 1,319.76 SQ.FT.

UNIT



List of unit numbers with this unit plan:

VIEWS

Lagoons, Community  
608, 2108, 3508, 4908

Disclaimer: 1. All dimensions are in metric, measured to wall finishes. 2. All materials, dimensions & drawings are approximate. 3. Information is subject to change without notice, at developer's absolute discretion. 4. Actual area may vary from the stated area. 5. Drawing are not to scale. 6. All images used are for illustrative purpose only and do not represent the actual size, features, specifications, fittings and furnishings. 7. The developer reserves the right to make revisions/ alterations, at its absolute discretion, without any liability whatsoever.

2 BEDROOM APARTMENT  
TYPE B (with powder + balcony) VARIANT 3

TOTAL SALEABLE AREA  
SUITE = 1,086.08 SQ.FT.  
BALCONY = 233.68 SQ.FT.  
TOTAL = 1,319.76 SQ.FT.



List of unit numbers with this unit plan:

VIEWS

Lagoons, Community  
608, 2108, 3508, 4908

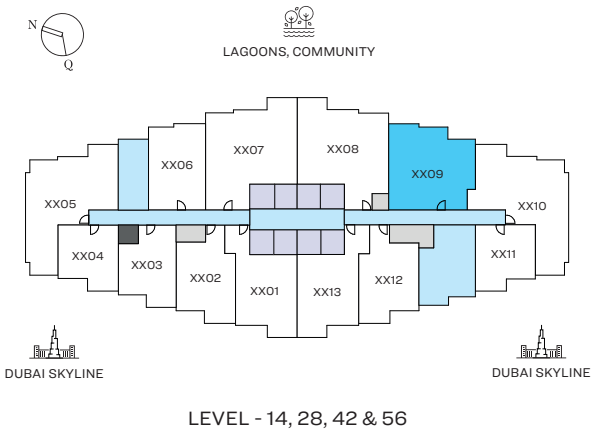
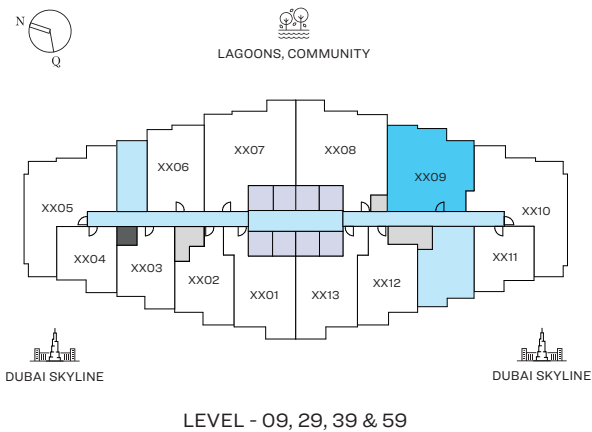
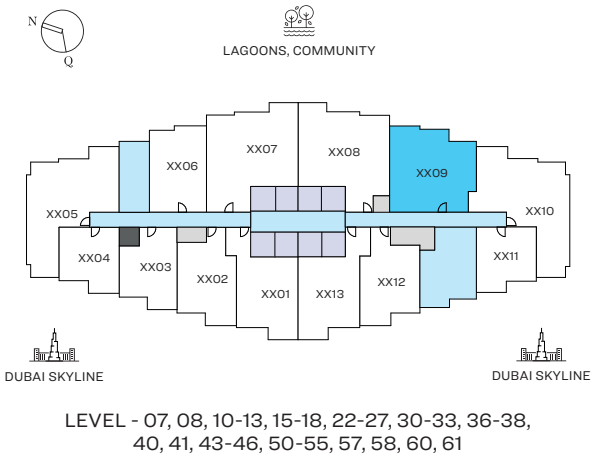
Disclaimer: 1. All dimensions are in metric, measured to wall finishes. 2. All materials, dimensions & drawings are approximate. 3. Information is subject to change without notice, at developer's absolute discretion. 4. Actual area may vary from the stated area. 5. Drawing are not to scale. 6. All images used are for illustrative purpose only and do not represent the actual size, features, specifications, fittings and furnishings. 7. The developer reserves the right to make revisions/ alterations, at its absolute discretion, without any liability whatsoever.

# 2 BEDROOM APARTMENT

## TYPE C (with powder room + balcony)

**TOTAL SALEABLE AREA**  
 SUITE = 946.79 SQ.FT.  
 BALCONY = 58.45 SQ.FT.  
 TOTAL = 1,005.24 SQ.FT.

UNIT



List of unit numbers with this unit plan:

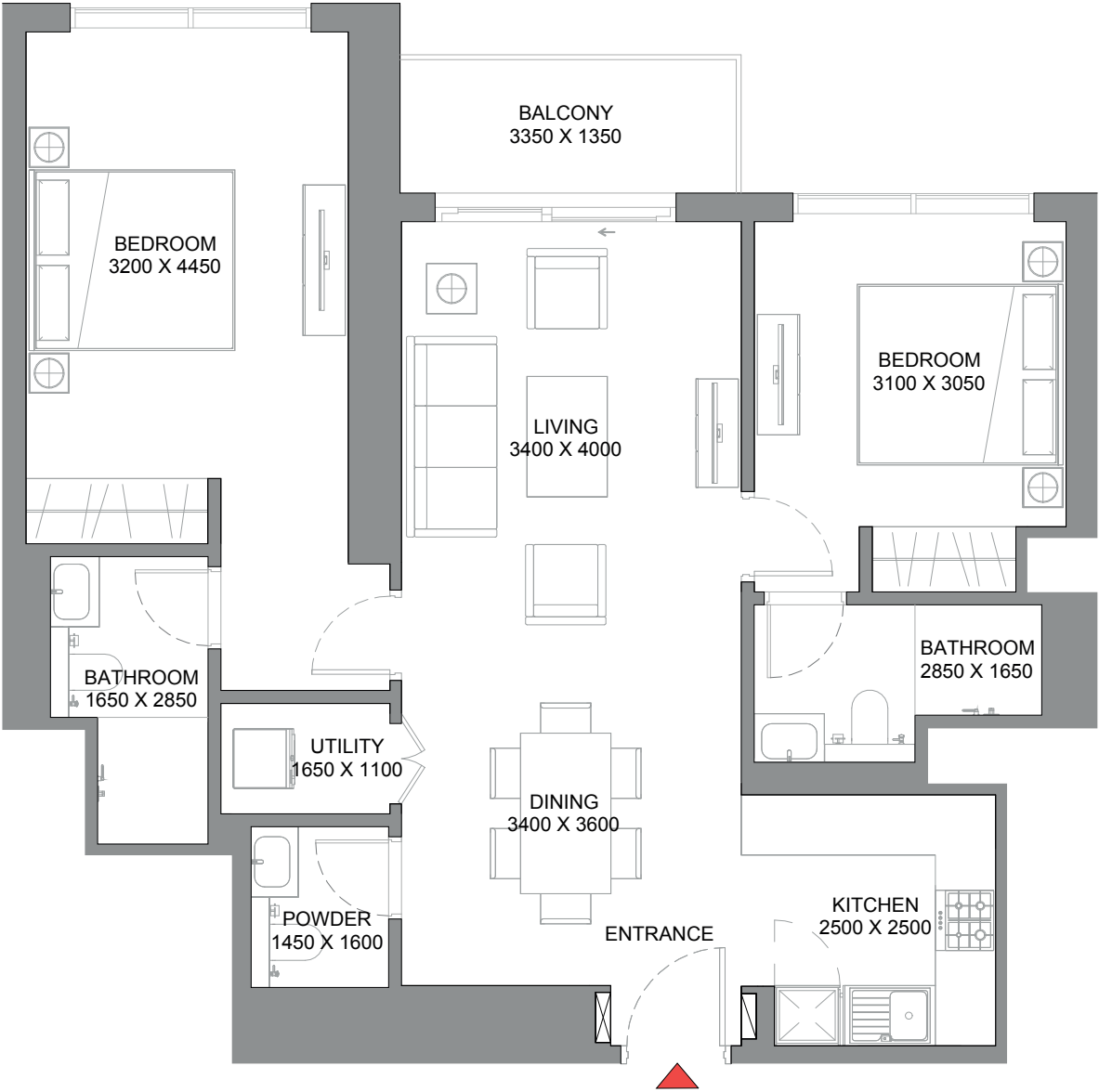
### VIEWS

**Lagoons, Community**  
 709, 809, 909, 1009, 1109, 1209, 1309, 1409, 1509, 1609, 1709, 1809, 2209, 2309, 2409, 2509, 2609, 2709, 2809, 2909, 3009, 3109, 3209, 3309, 3609, 3709, 3809, 3909, 4009, 4109, 4209, 4309, 4409, 4509, 4609, 5009, 5109, 5209, 5309, 5409, 5509, 5609, 5709, 5809, 5909, 6009, 6109

Disclaimer: 1. All dimensions are in metric, measured to wall finishes. 2. All materials, dimensions & drawings are approximate. 3. Information is subject to change without notice, at developer's absolute discretion. 4. Actual area may vary from the stated area. 5. Drawing are not to scale. 6. All images used are for illustrative purpose only and do not represent the actual size, features, specifications, fittings and furnishings. 7. The developer reserves the right to make revisions/ alterations, at its absolute discretion, without any liability whatsoever.

2 BEDROOM APARTMENT  
TYPE C (with powder room + balcony)

TOTAL SALEABLE AREA  
SUITE = 946.79 SQ.FT.  
BALCONY = 58.45 SQ.FT.  
TOTAL = 1,005.24 SQ.FT.



List of unit numbers with this unit plan:

VIEWS

Lagoons, Community

709, 809, 909, 1009, 1109, 1209, 1309, 1409, 1509, 1609, 1709, 1809, 2209, 2309, 2409, 2509, 2609, 2709, 2809, 2909, 3009, 3109, 3209, 3309, 3609, 3709, 3809, 3909, 4009, 4109, 4209, 4309, 4409, 4509, 4609, 5009, 5109, 5209, 5309, 5409, 5509, 5609, 5709, 5809, 5909, 6009, 6109

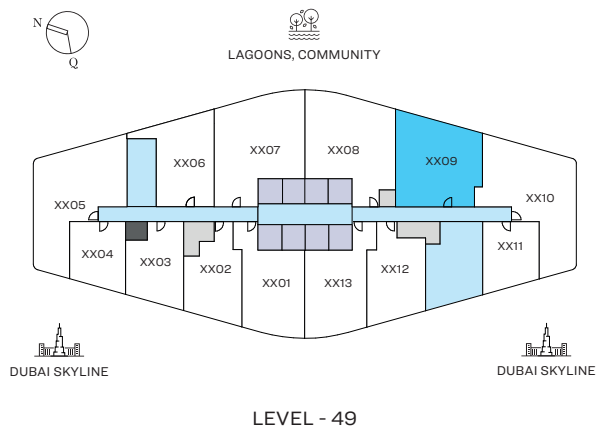
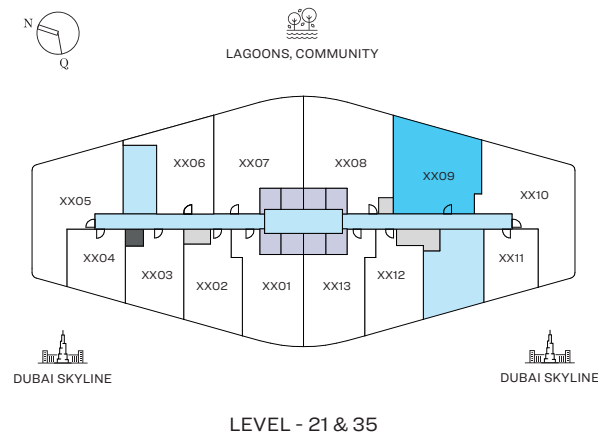
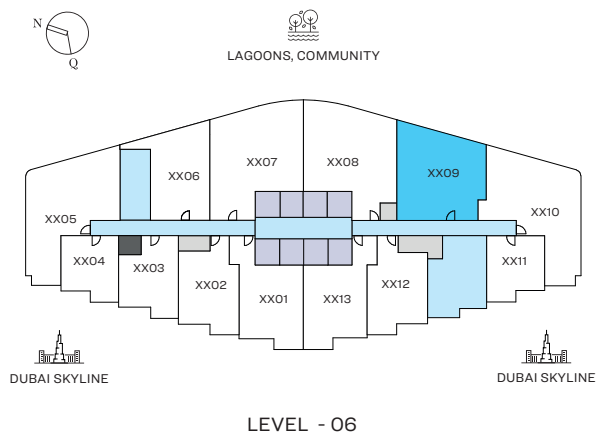
Disclaimer: 1. All dimensions are in metric, measured to wall finishes. 2. All materials, dimensions & drawings are approximate. 3. Information is subject to change without notice, at developer's absolute discretion. 4. Actual area may vary from the stated area. 5. Drawing are not to scale. 6. All images used are for illustrative purpose only and do not represent the actual size, features, specifications, fittings and furnishings. 7. The developer reserves the right to make revisions/ alterations, at its absolute discretion, without any liability whatsoever.



2 BEDROOM APARTMENT  
TYPE C (with powder room + balcony) VARIANT 1

TOTAL SALEABLE AREA  
SUITE = 946.79 SQ.FT.  
BALCONY = 165.98 SQ.FT.  
TOTAL = 1,112.77 SQ.FT.

UNIT



List of unit numbers with this unit plan:

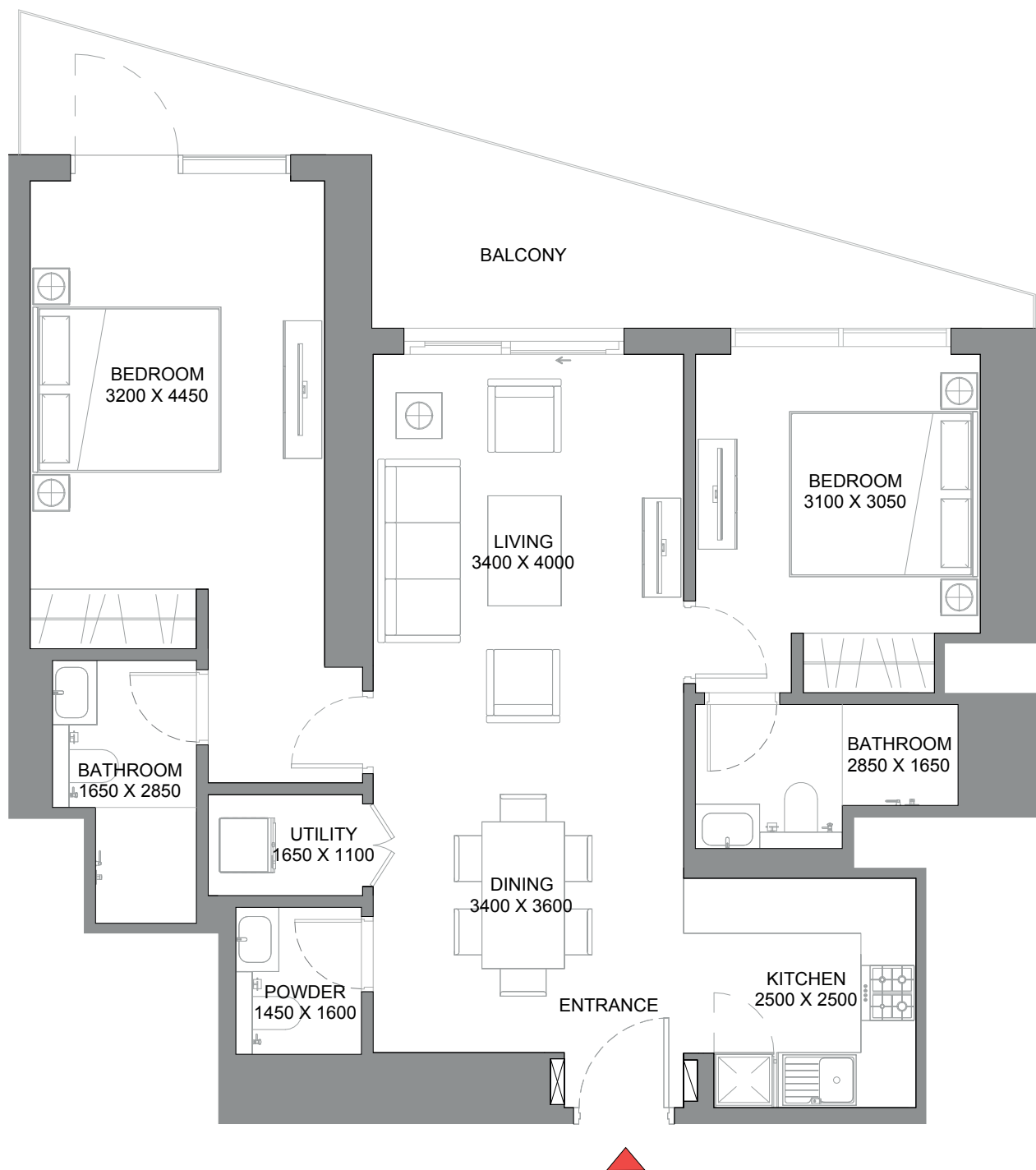
VIEWS

Lagoons, Community  
609, 2109, 3509, 4909

Disclaimer: 1. All dimensions are in metric, measured to wall finishes. 2. All materials, dimensions & drawings are approximate. 3. Information is subject to change without notice, at developer's absolute discretion. 4. Actual area may vary from the stated area. 5. Drawing are not to scale. 6. All images used are for illustrative purpose only and do not represent the actual size, features, specifications, fittings and furnishings. 7. The developer reserves the right to make revisions/ alterations, at its absolute discretion, without any liability whatsoever.

2 BEDROOM APARTMENT  
TYPE C (with powder room + balcony) VARIANT 1

TOTAL SALEABLE AREA  
SUITE = 946.79 SQ.FT.  
BALCONY = 165.98 SQ.FT.  
TOTAL = 1,112.77 SQ.FT.



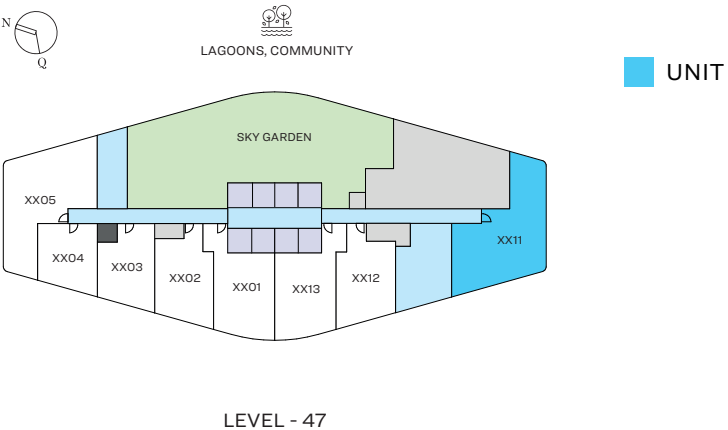
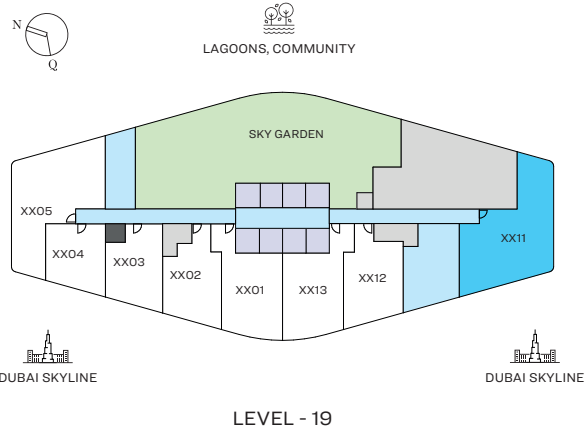
List of unit numbers with this unit plan:

VIEWS  
Lagoons, Community  
609, 2109, 3509, 4909

Disclaimer: 1. All dimensions are in metric, measured to wall finishes. 2. All materials, dimensions & drawings are approximate. 3. Information is subject to change without notice, at developer's absolute discretion. 4. Actual area may vary from the stated area. 5. Drawing are not to scale. 6. All images used are for illustrative purpose only and do not represent the actual size, features, specifications, fittings and furnishings. 7. The developer reserves the right to make revisions/ alterations, at its absolute discretion, without any liability whatsoever.

2 BEDROOM APARTMENT  
TYPE D (with shared powder + balcony)

TOTAL SALEABLE AREA  
SUITE = 1,025.59 SQ.FT.  
BALCONY = 303.54 SQ.FT.  
TOTAL = 1,329.13 SQ.FT.



List of unit numbers with this unit plan:

VIEWS

Lagoons, Community, Dubai Skyline  
1911, 4711

Disclaimer: 1. All dimensions are in metric, measured to wall finishes. 2. All materials, dimensions & drawings are approximate. 3. Information is subject to change without notice, at developer's absolute discretion. 4. Actual area may vary from the stated area. 5. Drawing are not to scale. 6. All images used are for illustrative purpose only and do not represent the actual size, features, specifications, fittings and furnishings. 7. The developer reserves the right to make revisions/ alterations, at its absolute discretion, without any liability whatsoever.



SOBHA HARTLAND II

SOBHA  
REALTY